

## VIRGINIA TECH

## Winthrop Eagles

2024-25 Record: 2-0, 0-0 Big South

2023-24 Record: 17-15, 8-8 Big South

Head Coach: Mark Prosser (3rd season/7th overall)

Winthrop/Career Record: 57-41/99-117

Big South Record: 32-18



## Virginia Tech Hokies

2024-25 Record: 2-0, 0-0 ACC

2023-24 Final Record: 19-15, 10-10 ACC

Head Coach: Mike Young (6th season/23rd overall)

Virginia Tech/Career Record: 94-66/393-310

ACC Record: 55-48

## WINTHROP



## TIP-INS

- Eagles are in their 47th season of basketball overall and 40th in the Big South Conference
- Eagles are approaching 800 all-time wins (799-612)
- Winthrop is 126-92 all-time in the month of November and has been .500 or better in the month for 11 straight seasons
- Facing an ACC foe for the first time since Dec. 22, 2023 in a 67-61 loss at Florida State
- Winthrop is 5-41 all-time against ACC opponents
- The win over Piedmont on Nov. 4 was the seventh straight win in a home opener
- Looking for a 3-0 start for the first time since 2020-21

## HOW THEY MATCHUP



103.5	Scoring	88.0
.483	FG%	.487
.328	3FG%	.347
11.0	3FGM PG	8.5
.671	FT%	.714
57.5	Rebounding	36.5
17.0	Assists	17.0
12.0	Steals	4.5
4.0	Blocks	4.0
15.5	Turnovers PG	11.5
66.0	Scoring Defense	67.0
.354	FG% Defense	.433
.327	3FG% Defense	.387
+29.0	Rebound Margin	+9.5
+3.0	Turnover Margin	+5.0
W2	W/L Streak	W2

## GAME INFORMATION

Game 3: Winthrop at Virginia Tech

Nov. 11, 2024 | 7:00 p.m. (EST)

Blacksburg, Va. | Cassell Coliseum (10,052)

Radio: Winthrop Sports Network

Station:

94.3 FM | WGNC AM1450/101.1FM | ESPN730

Play-by-Play: Mike Pacheco

Analyst: Michael Jenkins

Television: ACCNX

Play-by-Play: Evan Hughes

Analyst: Mack McCarthy

## ---Series History vs. Virginia Tech---

Overall..... 0-2

Last Meeting ..... 12/3/13

Result ..... Lost, 81-63

Current Streak ..... L2

at Cassell Coliseum..... 0-2

Streak at Virginia Tech ..... L2

In Overtime ..... 0-0

Most Points (WIN).....63 (12/3/14)

Most Points (VT) .....81 (12/3/14)

Prosser vs. Virginia Tech..... first meeting

## 2024-25 Schedule/Results

## 2-0, 0-0 Big South

## NOVEMBER (2-0)

4	Piedmont	W, 125-65
9	Little Rock (Homecoming)	W, 82-67
11	at Virginia Tech (ACCNX)	7:00 p.m.
15	+ William & Mary	5:00 p.m.
16	+ Georgia Southern	5:00 p.m.
17	+ North Carolina Central	2:30 p.m.
22	at Louisville (ACCNX)	7:00 p.m.
25	LIU	6:30 p.m.
27	Averett	6:30 p.m.

## DECEMBER (0-0)

3	at Queens	7:00 p.m.
7	Coastal Carolina	7:00 p.m.
12	+ Bob Jones	6:30 p.m.
17	at Florida State (ACCNX)	7:00 p.m.
21	Mercer	2:00 p.m.
29	at Indiana	4:00 p.m.

## JANUARY (0-0)

2	* USC Upstate	4:00 p.m.
4	* at Radford	4:30 p.m.
8	* at Gardner-Webb	7:00 p.m.
11	* Longwood	2:00 p.m.
15	* Charleston Southern	6:30 p.m.
18	* at UNC Asheville	2:00 p.m.
25	* at High Point	2:00 p.m.
29	* Presbyterian College	6:30 p.m.

## FEBRUARY (0-0)

1	* Gardner-Webb	2:00 p.m.
5	* at Charleston Southern	7:00 p.m.
8	* at USC Upstate	2:00 p.m.
12	* Radford	6:30 p.m.
15	* High Point	2:00 p.m.
19	* at Presbyterian College	7:00 p.m.
26	* at Longwood	7:00 p.m.

## MARCH (0-0)

1	* UNC Asheville	4:00 p.m.
5-9	# Big South Tournament	TBD

+ (Played at Rock Hill Sports &amp; Events Center - Rock Hill, SC)

\* Big South Conference Game

# Big South Tournament (Freedom Hall - Johnson City, Tenn.)

All Games (EST)

## PROBABLE STARTERS (ACCORDING TO LAST GAME)



11 HARRISON	12 DOUCET	55 BAKER	15 KAMARAD	4 TALFORD
Sr. ▶ Guard	Sr. ▶ Guard	Sr. ▶ Forward	Sr. ▶ Forward	Sr. ▶ Forward
MIN. 24.5	MIN. 22.5	MIN. 19.5	MIN. 14.5	MIN. 25.0
PPG 13.5	PPG 15.0	PPG 12.0	PPG 10.0	PPG 13.5
RPG 2.5	RPG 6.5	RPG 5.0	RPG 6.0	RPG 9.0
APG 4.0	APG 1.0	APG 0.5	APG 0.0	APG 1.5
FG% 61.5	FG% 62.5	FG% 42.1	FG% 54.5	FG% 57.1
3FG% 00.0	3FG% 57.1	3FG% 40.0	FT% 50.0	FT% 60.0

Athletic Communications/MBB Contact

Brett Redden - Asst. AD for Communications  
(803) 367-1649 / reddennb@winthrop.edu

# 2024-25 Winthrop Basketball Roster

## NUMERICAL ROSTER

NO.	NAME	YR.	POS.	HT.	WT.	HOMETOWN/PREVIOUS SCHOOL
1	Isaiah Wilson	Sr.	G	6-1	180	Pittsburgh, Pa./ Richmond
2	Ryan Jolly	Gr.	G	6-3	180	Martinez, Ga. / Piedmont University
3	Paul Jones III	Fr.	G	6-4	170	Suffolk, Va. / Combine Academy
4	Kelton Talford	Sr.	F	6-7	200	Great Falls, S.C./ Great Falls H.S.
5	Yoro Diallo	R-So.	F	6-8	210	Cincinnati, Ohio/ Moeller H.S.
8	Cam Christy	Jr.	G	6-4	200	Walton, Ky. / Mount St. Joseph University
10	Nick Johnson	Sr.	G	6-4	200	Bronx, N.Y./ New Hampshire
11	Kasen Harrison	Sr.	G	6-2	200	Beaumont, Texas/ Lamar
12	K.J. Doucet	Sr.	F	6-7	230	Austell, Ga./ Fort Valley State
13	Clay Howard	Sr.	G	6-3	180	Aiken, S.C./ Aiken H.S.
14	Noah Van Bibber	So.	G	6-5	190	Debary, Fla./ Concord Academy
15	Tommy Kamarad	Sr.	F	6-8	205	Buford, Ga. / Arkansas Tech
21	Tai Hamilton	So.	F	6-10	200	Charlotte, N.C. / William & Mary
22	Henry Harrison	So.	G	5-11	175	Lewisburg, Pa./ Lewisburg H.S.
51	Logan Duncomb	Jr.	C	6-10	230	Cincinnati, Ohio / Xavier
55	Bryce Baker	Jr.	G	6-5	200	Mooreville, N.C. / Old Dominion

## COACHING STAFF

**Head Coach**—Mark Prosser (Marist, '02)  
**Associate Head Coach**—Tony Rack (Northern Kentucky, '12)  
**Associate Head Coach**—Monty Sanders (Elon, '09)  
**Assistant Coach**—Mitchell Hill (Tennessee Tech, '15)  
**Director of Basketball Operations**—Kaylin Johnson (Samford, '12)  
**Video Coordinator**—Matt Erps (Winthrop, '18)  
**Graduate Assistant**—Andre Smith (Winthrop, '15)  
**Special Assistant to Head Coach**—Thomas Lefler (Western Carolina, '22)

## PRONUNCIATION GUIDE

<b>4-Kelton Talford</b>	TAL-FERD
<b>5-Yoro Diallo</b>	YOR-OWE DEE-ALL-OH
<b>12-K.J. Doucet</b>	DEW-SET
<b>15-Tommy Kamarad</b>	CAM-UH-RAD
<b>51-Logan Duncomb</b>	DONE-COME

## RADIO / TV PLAYER PHOTO CHART



Isaiah Wilson  
G, 6-1, Sr.  
Pittsburgh, Pa.



Ryan Jolly  
G, 6-3, Gr.  
Martinez, Ga.



Paul Jones III  
G, 6-4, Fr.  
Suffolk, Va.




Kelton Talford  
F, 6-7, Sr.  
Great Falls, S.C.



Yoro Diallo  
F, 6-8, R-So.  
Cincinnati, Ohio




Cam Christy  
G, 6-4, Jr.  
Walton, Ky.



Nick Johnson  
G, 6-4, Sr.  
Bronx, N.Y.




Kasen Harrison  
G, 6-2, Sr.  
Beaumont, Texas



K.J. Doucet  
F, 6-7, Sr.  
Austell, Ga.




Clay Howard  
G, 6-3, Jr.  
Aiken, S.C.



Noah Van Bibber  
G, 6-5, So.  
Debary, Fla.



Tommy Kamarad  
F, 6-8, Sr.  
Buford, Ga.



Tai Hamilton  
F, 6-10, So.  
Charlotte, N.C.



Henry Harrison  
G, 5-11, So.  
Lewisburg, Pa.



Logan Duncomb  
C, 6-10, Jr.  
Crystal Lake, Ill.



Bryce Baker  
G, 6-5, Jr.  
Mooreville, N.C.



Mark Prosser  
HEAD COACH



# EAGLE EYE VIEW OF THE TEAM

## *WINTHROP SERIES HISTORY VERSUS VIRGINIA TECH/ACC*

- Eagles and Hokies meet for the 3rd time
- Hokies have won both meetings, including the last meeting on Dec. 3, 2014 in an 81-63 victory
- The first ever meeting was Dec. 30, 1998 as the Hokies won 62-55
- All-time the Eagles are 5-41 against opponents from the ACC
- The last win over an ACC opponent was Nov. 17, 2014 as the Eagles won 77-74 at Clemson

## *ON THIS DAY*

- Eagles have only played twice on Nov. 11 all-time
- The last game was in 2019 when the Eagles traveled to 18th-ranked St. Mary's and pulled off a 61-59 victory
- The only other game came in 2000 inside the Dean Smith Center as the Eagles battled Arizona State in a 76-68 loss
- It was the second game in the Pizza Hut NABC Classic

## *EAGLES ON THE ROAD*

- Last season the Eagles were 6-9 on the road
- Have an all-time road mark of 265-375 and 213-322 at the NCAA D1 level
- Over the last six seasons the Eagles are 62-52 on the road
- Averaged 75.3 ppg while allowing 76.6 in 15 road games (Averaged 71.0 ppg on the road in 2022-23 while allowing 77.5 ppg)
- Shooting .449 from the field (opponents .443), 71 percent at the free throw line and getting outrebounded 35.1-33.6
- Winthrop has 92 more free throw attempts on the road than opponents (averaging 26.9 attempts per road game)

## *EAGLES IN BIG SOUTH*

- Finished with an 8-8 mark for a 4th place finish in the standings
- Now have 12 straight seasons with at least a .500 or better record in conference
- Started league play 4-0 for the first time since 2021-22 and the 4th time in the last five seasons
- It was the 8th 4-0 start in program history (in 2006-07 the Eagles went 14-0 in league play)
- The Eagles are 49-18 in conference play over the last four seasons and 64-21 over the last five
- Hold an all-time regular season league record mark of 350-239 (.594)
- The 350 victories are the most by any Big South member

## *TEAM NEWS*

- Off to the first 2-0 start since the 2021-22 season after the win over Little Rock
- Now looking for the first 3-0 start since 2020-21 when the Eagles won the first 16 games
- Eagles opened the second half on a 16-4 run for a double-digit lead and never looked back
- For the second straight game this season, the Eagles dominated the glass 52-32
- It was also the second straight game the Eagles had 20-plus offensive rebounds (21 vs. Little Rock)
- Eagles opened with a 60-point victory over Piedmont on Nov. 4
- The 60-point win was the second-largest margin of victory in program history
- Hauled in 63 rebounds vs. Piedmont, first time grabbing 60 or more rebounds in a game since 2019 vs. Pfeiffer (61)
- The Eagles matched a program record for offensive rebounds with 28 that was set Dec. 2, 2023 against Coastal Carolina
- Also finished with 64 points in the paint and 38 second-chance points
- Ryan Jolly made his debut as an Eagle against his former team and finished with 15 points on 5-of-8 shooting
- Bryce Baker came off the bench as he also debuted for the Eagles and finished with 16 (4-for-8 from three)
- Eagles received five votes in the preseason CollegeInsider.com Mid-Major Top 25
- Returned 4-of-5 starters from last year's team that was 17-15 overall
- All four returning starters were also the Top 4 in scoring from from 2023-24
- Two-Time All-Big South First Team selection Kelton Talford is the top returner as he led the team with 14.1 ppg and 5.8 rpg
- K.J. Doucet was second on the team in scoring at 12.4 ppg and second on the team with 51 made threes
- Kasen Harrison was also in double-figures at 11.3 ppg and led the team with 3.8 apg (ranked 3rd in Big South)
- Nick Johnson averaged 10.4 ppg and led the team with 44 steals, while ranking 4th in the Big South at 1.4 per game
- Also returning are Yoro Diallo and Noah Van Bibber as Diallo saw action in 28 games while Van Bibber played in 18 contests
- Added six newcomers in the offseason, five of which are transfers and one true freshman
- The transfers include Ryan Jolly (Piedmont), Tommy Kamarad (Arkansas Tech), Tai Hamilton (William & Mary), Logan Duncomb (Xavier) and Bryce Baker (Old Dominion)
- Paul Jones III is the lone freshman on the team
- Hold an all-time mark of 126-92 in the month of November, 135-148 in the month of December, 252-185 in January and 230-152 in February
- Last year the Eagles won five games in November, the most since the 2013-14 season (5)
- It was just the 8th time in program history the team won five games in November
- Since 2016-17 the Eagles are 17-4 in home games during the month of November, 29-17 in December, 26-9 in January and 42-17 in February
- This is the program's 1,411th game as it holds an all-time record of 799-612
- The 2023-24 team set the NCAA D1 program record for free throws made (601) and free throws attempted (856) for a single-season
- The 18.8 free throws made per game were a program record, as were the 26.8 free throw attempts per game
- Attempted 238 more free throws than opponents and made 601, which was nearly as many as opponents attempted (618)
- Winthrop led the nation in free throw attempts per game (26.8)
- Eagles finished 9th in the nation in total free throw attempts, 16th in free throws made
- Voted to finish second in the Big South Conference Preseason Poll (1 first-place vote) for the second time in the last three seasons
- Winthrop has 10 or more threes in 37 games in the Prosser Era (Hold a 29-8 record in those 37 contests)
- Over the last four seasons Winthrop is 80-12 when leading at the half (138-23 since the start of the 2015-16 season/152-32 since the 2014-15 season)
- In the last 12 seasons the Eagles are 173-26 when leading at the half, 44-90 when trailing and 10-4 when tied
- In Big South contests since 2013-14, the Eagles are 116-16 when leading at the half, 34-39 when trailing and 7-3 when tied
- In the last 199 victories, the Eagles have won by double-figures in 123 of them (61%)
- Over the last 12 seasons Winthrop is 162-61 when attempting 20 or more free throws, 46-12 when attempting 30 or more, 8-2 when attempting 40 or more and 1-1 when attempting 50-plus
- During that same time span, Winthrop is 77-72 when it has less than 20 free throw attempts
- Have won eight of the last nine games attempting 30 or more free throws after having lost 4-of-5 prior



# EAGLE EYE VIEW OF THE TEAM

- In the last 12 seasons Winthrop is 75-11 when making 10 or more threes and attempting 20 or more free throws in same game
- Since 2012-13 the Eagles have more wins than any other Big South Conference school (241), 31 more than the next team (Gardner-Webb/UNC Asheville -209)

## TEAM STREAKS

- Have hit at least one three-point basket in 383 consecutive games
- Have at least one block in 33 straight games
- Now have 12 straight seasons with 10 or more home wins
- Have been Top 3 scoring in the Big South for 10 straight seasons

## LOOKING BACK AT 2023-24

- Season ended with a 69-56 loss to 5th-seeded Longwood, the eventual Big South Champion
- Bounced back from its first losing season since 2012-13 with a 17-15 mark
- Winthrop suffered its first losing season since 2012-13, finishing the 2022-23 campaign 15-17 and flipped that record around in 2023-24
- In 2022-23, the team battled through a number of injuries that started with the loss of four-year starter Michael Anumba in the preseason
- That led to 11 different starting lineups throughout the season
- Offensively the Eagles averaged 73.8 ppg, the lowest scoring average since 2014-15 and allowed the most points (74.3 ppg) since 2018-19
- When the Eagles scored at least 70 points, they held a record of 14-5
- Eagles dropped their opening game of the Big South Conference Tournament with a quarterfinals loss to Radford (78-69)
- Finished the season with 283 three-pointers, the sixth most made in a single-season in program history (averaged 8.84 per game)
- The 8.84 threes per game ranked 39th nationally and led the Big South Conference
- For the first time since 2016-17 the team had more turnovers than assists (366-447)
- Led the Big South in free throw percentage (.739), which was the third best in program history for a single-season

## HEAD COACH MARK PROSSER

- In his fourth season as head coach of the Eagles and 8th season overall as a head coach
- He became the 7th head coach in program history and joined all previous head coaches in winning their first game coaching the Eagles
- Coached his 200th game and earned his 50th victory at Winthrop on Jan. 10 and earned an 81-71 road win
- Mark Prosser is coaching in his 207th game (179th at NCAA D1 level)
- Led the Eagles to 23 wins in 2021-22, the most by any first-year head coach in program history
- Prosser joined Steve Vacendak, Gregg Marshall and Randy Peele as the only coaches to start their Winthrop career 2-0
- Became 1-of-3 Winthrop coaches to win their first Big South Conference regular season game and to start 2-0 (Dan Kenney/Gregg Marshall) and just Prosser and Marshall began their Big South career 5-0
- First Winthrop coach to reach at least 11 league wins in first season at the helm (finished with 14)
- Guided the team to its first ever win over a PAC 12 opponent with an 82-74 win at Washington (11/27/21)
- Came to the Eagles after three years as head coach of Western Carolina
- In his second season with the Catamounts he and his staff put together the nation's second biggest turnaround in D1 men's basketball (12-win improvement)
- Spent six seasons at Winthrop as an Associate Head Coach (Assistant coach - 1st year)
- Holds a career record of 99-117 (94-94 at the NCAA D1 level)
- Graduated from Marist and then became a student assistant three seasons before joining the staff at Wofford as an assistant coach in 2002-03
- After one season he became an assistant coach at Bucknell (2003-08)

## CURRENT BIG SOUTH MEMBERS

<i>(ranked by overall wins)</i> School	Since (2012-13)		2024-25	2024-25
	Overall	Big South	Overall	Big South
Winthrop	243-135	131-64	2-0	0-0
Gardner-Webb	210-179	113-77	1-1	0-0
UNC Asheville	209-172	116-69	0-2	0-0
Radford	207-175	114-75	1-1	0-0
High Point	195-179	107-81	2-0	0-0
Longwood	187-238	80-128	2-0	0-0
USC Upstate**	144-209	28-54	1-2	0-0
Presbyterian College	119-259	53-150	1-2	0-0
Charleston Southern*	103-244	51-123	0-2	0-0

*(Games Through Nov. 9, 2024)*

\* Charleston Southern had 51 wins (31 conference wins and 3 conference tournament wins vacated)

\*\* USC Upstate overall record from 2012-13 - 2017-18 in Atlantic Sun Conference



Piedmont - Ryan Jolly  
 Little Rock - Kasen Harrison  
 at Virginia Tech -  
 William & Mary -  
 Georgia Southern -  
 North Carolina Central -  
 at Louisville -  
 LIU -  
 Averett -  
 at Queens -  
 Coastal Carolina -  
 Bob Jones -  
 at Florida State -  
 Mercer -  
 at Indiana -  
 USC Upstate -  
 at Radford -  
 at Gardner-Webb -  
 Longwood -  
 Charleston Southern -  
 at UNC Asheville -  
 at High Point -  
 Presbyterian -  
 Gardner-Webb -  
 at Charleston Sou. -  
 at USC Upstate -  
 Radford -  
 High Point -  
 at Presbyterian -  
 at Longwood -  
 UNC Asheville -

## AN EAGLES WIN WOULD...

- Make the Eagles 3-0 for the first time since 2020-21
- Be the first win over an ACC opponent since 11/19/14
- Give Prosser his 100th career win and 95th win as an NCAA D1 coach
- Give the program 800 victories all-time
- Be the 660th all-time at the NCAA D1 level

## WINTHROP

### All-Time Head Coaches (Wins)

Coach	Wins	Losses	Pct.
Gregg Marshall	194	83	.700
Pat Kelsey	186	95	.663
Nield Gordon	160	100	.615
Randy Peele	77	82	.484
Steve Vacendak	74	98	.430
Mark Prosser	57	41	.581
Dan Kenney	51	113	.331

# 2024-25 EAGLE TRENDS

## THE EAGLES RECORD

Overall: 2-0  
At home: 2-0  
On the road: 0-0  
At a neutral site: 0-0  
In the Big South: 0-0  
Big South Home: 0-0  
Big South Away: 0-0  
Overtime: 0-0  
Night Tip: 1-0  
Daytime Tip: 1-0  
Morning Tip: 0-0  
Win the Opening Tip: 1-0  
Lose the Opening Tip: 1-0  
Nationally ranked opponents: 0-0  
Opponents receiving votes: 0-0  
ACCNX: 0-0  
SEC Network+: 0-0  
ESPN+: 2-0  
ESPN: 0-0  
ESPNU: 0-0  
Play a team with a record over .500: 1-0  
A team with a record below .500: 0-0  
A team with a record of .500: 1-0  
Lead at halftime: 2-0  
Trail at halftime: 0-0  
Tied at halftime: 0-0  
Lead 10+ at halftime: 1-0  
Trail 10+ at halftime: 0-0  
Score first: 2-0  
1st possession is a turnover: 1-0  
1st possession is a made FG: 1-0  
1st possession is a missed FGA: 0-0  
1st possession is a made FT: 0-0  
1st possession is a missed FT: 0-0  
Make First Field Goal Attempt: 1-0  
Miss First Field Goal Attempt: 1-0

## SCHEDULED TIME OF TIP/DAY OF WEEK

(record by time zone, not just EST)

Tip at 11 a.m.: 0-0  
Tip at 12 p.m.: 1-0  
Tip at 12:30 p.m.: 0-0  
Tip at 1 p.m.: 0-0  
Tip at 2 p.m.: 0-0  
Tip at 2:30 p.m.: 0-0  
Tip at 3 p.m.: 0-0  
Tip at 4 p.m.: 0-0  
Tip at 5 p.m.: 0-0  
Tip at 5:30 p.m.: 0-0  
Tip at 6 p.m.: 0-0  
Tip at 6:30 p.m.: 1-0  
Tip at 7 p.m.: 0-0  
Tip at 7:30 p.m.: 0-0  
Tip at 8 p.m.: 0-0  
Monday: 1-0  
Tuesday: 0-0  
Wednesday: 0-0  
Thursday: 0-0  
Friday: 0-0  
Saturday: 1-0  
Sunday: 0-0

## SCORING

Scores between 10-19: 0-0  
20-29 points: 0-0  
30-39 points: 0-0  
40-49 points: 0-0  
50-59 points: 0-0  
60-69 points: 0-0  
70-79 points: 0-0  
80-89 points: 1-0  
90-99 points: 0-0  
100-plus points: 1-0  
Shoot 10-19 percent from the field: 0-0  
20-29%: 0-0  
30-34%: 0-0  
35-39%: 0-0  
40-44%: 1-0  
45-49%: 0-0  
50-59%: 1-0  
60-plus: 0-0  
Higher FG% than opponent: 2-0  
Lower FG % than opponent: 0-0  
FG% is the same: 0-0

Hit 7 or more threes: 2-0  
Hit less than 7 threes: 0-0  
Attempt less than 20 threes: 0-0  
Attempt 20 or more threes: 2-0  
Attempt 30 or more threes: 1-0  
Turn ball over less than 10 times: 1-0  
10-15 times: 0-0  
16-20 times: 0-0  
21-plus: 1-0  
Make more free throws: 2-0  
Make fewer free throws: 0-0  
Make same free throws: 0-0  
Attempt more free throws: 2-0  
Attempt fewer free throws: 0-0  
Attempt same free throws: 0-0  
Have more rebounds: 2-0  
Have fewer rebounds: 0-0  
Have same rebounds: 0-0  
Have more turnovers: 1-0  
Have fewer turnovers: 1-0  
Have same turnovers: 0-0  
Have more steals: 1-0  
Have fewer steals: 1-0  
Have same steals: 0-0

## LATE IN THE GAME(regulation only)

Lead with five minutes left: 2-0  
Trail with five minutes left: 0-0  
Tied with five minutes left: 0-0  
Lead with one minute left: 2-0  
Trail with one minute left: 0-0  
Tied with one minute left: 0-0  
Bench scores more points: 2-0  
Bench scores fewer points: 0-0  
Bench scores same points: 0-0  
1 Score Double-Figures: 0-0  
2 Score Double-Figures: 0-0  
3 Score Double-Figures: 0-0  
4 Score Double-Figures: 1-0  
5 Score Double-Figures: 0-0  
6 Score Double-Figures: 0-0  
7 Score Double-Figures: 1-0

## GAMES DECIDED BY...

1 point: 0-0  
2 points: 0-0  
5 points or less: 0-0  
6-9 points: 0-0  
Double-figures: 2-0

## First Basket (POINT) is a...

Jumper: 1-0  
Lay-up/Tip-in: 0-0  
Dunk: 0-0  
Free Throw: 1-0  
Three-Pointer: 0-0

## POINTS OFF TURNOVERS

Score more off turnovers: 1-0  
Outscored off turnovers: 1-0  
Tied in points off turnovers: 0-0

## POINTS IN PAINT

Score more points in paint: 2-0  
Outscored in paint: 0-0  
Tied in points in paint: 0-0

## 2ND CHANCE POINTS

Score more 2nd chance points: 2-0  
Outscored in 2nd chance points: 0-0  
Tied in 2nd chance points: 0-0

## SCHOOLS FROM...

Arkansas: 1-0  
Florida: 0-0  
Georgia: 1-0  
Indiana: 0-0  
Kentucky: 0-0  
New York: 0-0  
North Carolina: 0-0  
South Carolina: 0-0  
Virginia: 0-0

## YEAR-BY-YEAR RECORDS

(Member of NCAA DI Level Only)					
Year	Overall	Home	Away	Non-Conf.	BSC
24-25	2-0	2-0	0-0	2-0	0-0
23-24	17-15	11-5	6-9	9-7	8-8
22-23	15-17	10-4	4-11	5-9	10-8
21-22	23-9	13-0	7-7	9-7	14-2
20-21	23-2	11-1	10-0	5-1	17-1
19-20	24-10	12-4	10-6	7-7	15-3
18-19	18-12	11-3	7-8	8-5	10-6
17-18	19-12	11-3	7-8	6-5	12-6
16-17	26-7	14-3	12-3	8-4	15-3
15-16	23-9	14-1	7-7	10-4	13-5
14-15	19-13	11-3	6-10	7-7	12-6
13-14	20-13	12-3	5-10	10-7	10-6
12-13	14-17	11-4	2-12	8-7	6-10
11-12	12-20	7-5	4-11	4-10	8-10
10-11	13-17	9-4	4-10	4-8	9-9
09-10	19-14	12-2	6-11	7-8	12-6
08-09	11-19	7-6	4-12	2-10	9-9
07-08	22-12	12-3	6-7	12-8	10-4
06-07	29-5	15-0	12-3	15-5	14-0
05-06	23-8	15-1	7-6	10-5	13-3
04-05	27-6	16-0	9-4	12-5	15-1
03-04	16-12	10-4	5-7	6-5	10-6
02-03	20-10	11-3	9-4	8-6	11-3
01-02	19-12	9-4	7-5	6-7	10-4
00-01	18-13	11-1	5-7	5-9	11-3
99-00	21-9	13-1	6-7	8-5	11-3
98-99	21-8	12-1	7-6	10-6	9-1
97-98	7-20	4-9	4-10	3-11	4-8
96-97	12-15	9-4	3-10	7-6	5-9
95-96	7-19	4-8	3-10	1-11	6-8
94-95	7-20	5-7	2-12	3-8	4-12
93-94	4-23	3-9	1-13	1-8	3-15
92-93	14-16	7-5	4-10	9-5	5-11
91-92	6-22	4-11	2-10	3-11	2-12
90-91	8-20	6-7	2-12	3-10	5-9
89-90	19-10	14-4	5-7	13-4	6-6
88-89	16-13	14-5	2-8	10-5	5-7
87-88	17-13	12-3	5-10	9-6	5-7
86-87	8-20	5-5	3-14	7-12	1-7
85-86	20-9	14-2	5-6	14-6	5-3
Totals	658-521	403-149	215-322	284-270	350-240

## THE EAGLES' RECORD IN WINTHROP COLISEUM

Season	Won	Lost	Pct.
1982-83	7	8	.467
1983-84	12	5	.706
1984-85	11	4	.733
1985-86	14	2	.875
1986-87	5	5	.500
1987-88	12	3	.800
1988-89	14	5	.737
1989-90	14	4	.778
1990-91	6	7	.462
1991-92	4	11	.267
1992-93	7	5	.583
1993-94	3	9	.250
1994-95	5	7	.417
1995-96	4	8	.333
1996-97	9	4	.692
1997-98	4	9	.308
1998-99	12	1	.923
1999-00	13	1	.929
2000-01	11	1	.917
2001-02	9	4	.692
2002-03	11	3	.786
2003-04	10	4	.714
2004-05	16	0	1.000
2005-06	15	1	.938
2006-07	15	0	1.000
2007-08	12	3	.800
2008-09	7	6	.538
2009-10	12	2	.857
2010-11	9	4	.692
2011-12	7	5	.583
2012-13	11	4	.733
2013-14	12	3	.800
2014-15	11	3	.786
2015-16	14	1	.933
2016-17	14	3	.824
2017-18	11	3	.786
2018-19	11	3	.786
2019-20	12	4	.750
2020-21	11	1	.916
2021-22	13	0	1.000
2022-23	10	4	.692
2023-24	11	5	.688
2024-25	2	0	1.000
37 Years	430	165	.722

# 2024-25 EXTRAS

## WINTHROP RECORD ACCORDING TO STARTING LINEUP

K. Harrison, Jolly, Doucet, Kamarad, Talford 1-0  
K. Harrison, Baker, Doucet, Kamarad, Talford 1-0

## WINTHROP RECORD WHEN LEADING SCORER IS...

Doucet 1-0  
Talford 1-0

## WINTHROP RECORD WHEN LEADING REBOUNDER IS...

Hamilton 1-0  
Talford 1-0

## WINTHROP RECORD WHEN LEADER IN ASSISTS IS...

K. Harrison 1-0  
Wilson 1-0

## WINTHROP RECORD WHEN OPPONENT...

Shoots less than 30%: 0-0  
30-34%: 1-0  
35-39%: 1-0  
40-44%: 0-0  
45-49%: 0-0  
50-59%: 0-0  
60-plus: 0-0  
Makes 25 or more FG: 0-0  
Makes fewer than 25 FG: 2-0  
Makes 7 or more 3PT FG: 2-0  
Makes 6 or less 3PT FG: 0-0  
Makes more than 15 FTs: 0-0  
Makes 15 or fewer FTs: 2-0  
Commits 13 or fewer TOs: 0-0  
Commits 14 or more TOs: 2-0  
Scores the first point(s) of 2nd half: 0-0

## WINTHROP RECORD WHEN OPPONENT HAS...

A 20-point scorer: 0-0  
A 30-point scorer: 0-0  
A 40-point scorer: 0-0  
More than one 20-point scorer: 0-0  
No players in double-figures: 0-0  
1 Player in double-figures: 1-0  
2 Players in double-figures: 0-0  
3 Players in double-figures: 0-0  
4 Players in double-figures: 0-0  
5 or more players in double-figures: 0-0  
6 or more players in double-figures: 0-0

## Margin of Victory/Defeat

### Breakdown of Eagles' margin of victory...

1	2	3	4	5	6	7	8	9	10	11-15	16-20	21-25	26+
-	-	-	-	-	-	-	-	-	1	-	-	-	1

### Breakdown of Eagles' margin of defeat...

1	2	3	4	5	6	7	8	9	10	11-15	16-20	21-25	26-30+
-	-	-	-	-	-	-	-	-	-	-	-	-	-

## WINTHROP CURRENT STREAKS

### OVERALL

All Games W2  
Big South Games Overall L2  
Ranked opponent L3

### HOME

All Games W2  
Non-Conference Home Games W8  
Big South Home Games L1

### ROAD

All Games L1  
Big South Road Games L1  
Non-Conference Road Games L3

### NEUTRAL

At Neutral Sites L1  
Ranked opponents L3  
Unranked opponents L1

## EAGLES CURRENT STREAKS VS. BIG SOUTH OPPONENTS

Charleston Southern W10  
Gardner-Webb L2  
High Point L1  
Longwood L2  
Presbyterian College L1  
Radford W2  
UNC Asheville L3  
USC Upstate W2

## RECORD AT WINTHROP COLISEUM

### Winthrop Record At Winthrop Coliseum When It Scores...

	Since 2004-05	All-Time (D1 level)
100+:	22-1	30-1
90-99:	29-0	46-1
80-89:	55-8	92-8
70-79:	61-9	118-30
60-69:	44-13	77-48
50-59:	18-16	23-39
40-49:	1-6	1-10

### When Winthrop Allows ( ) Points At Winthrop Coliseum...

100+:	1-1	1-1
90-99:	5-5	9-16
80-89:	20-11	28-32
70-79:	37-14	64-46
60-69:	63-17	113-39
50-59:	55-7	98-10
40-49:	42-2	52-4
30-39:	2-0	5-0

# LAST TIME WINTHROP...

## TEAM

### Scored 70-79 points

74 at Longwood, 2-10-24 (L, 84-74)

### Scored 80-89 points

82, 11-9-24 (W, 82-67)

### Scored 90-99 points

96, at High Point 2-28-24 (L, 100-96 in OT)

### Scored 100+ points

125 vs. Piedmont, 11-4-24 (W, 125-65)

### Both Team Score 100 Points Or More

UNC Asheville, 2-26-14 (W, 107-100 in OT)

### Held opponent to 40-49 points

Charleston Southern, 2-7-24 (W, 67-46)

### Held opponent to 30-39 points

Lenoir-Rhyne, 11-20-12 (W, 59-35)

### Held opponent to 20-29 points

at College of Charleston (29), 2-26-83 (L, 29-23)

### Allowed 70-79 points

74 vs. USC Upstate, 2-24-24 (W, 83-74)

### Allowed 80-89 points

84 at Longwood, 2-10-24 (L, 84-74)

### Allowed 90-99 points

93 vs. Campbell, 2-22-23 (W, 95-93 in OT)

### Allowed 100 points or more

100 at High Point, 2-28-24 (L, 100-96 in OT)

### Scored 50 in a half

vs. Little Rock, 11-9-24 (50-2nd half)

### Allowed 50 in a half

at Coastal Carolina, 12-2-23 (51-2nd half)

### Allowed 60 in a half

vs. Gardner-Webb, 1-24-19 (62-2nd half)

### Scored 60 in a half

vs. Piedmont, 11-4-24 (66-2nd half)

### Allowed 60 in a half

vs. Gardner-Webb, 1-24-19 (62-2nd half)

### Scored 70 in a half

vs. Pfeiffer, 11-13-18 (73-1st half)

### Held Opponent under 20 points in a half

vs. Toccoa Falls, 11-29-22 (13-1st half)

### Held Big South Opponent under 20 points in a half

vs. (7) High Point, 3-4-22 (17-1st half)

### Scored under 20 points in a half

vs. Presbyterian College, 2-21-24 (19-2nd half)

### Won in overtime

vs. Radford, 1-13-24 (W, 92-88 in 3OT)

### Lost in overtime

at High Point, 2-28-24 (L, 100-96 in OT)

### Won At The Buzzer

at Radford, 2-13-16 (W, 86-84 / Keon Johnson GW Jumper)

### Lost At The Buzzer

at Fresno State, 11-10-19 (L, 77-74)

### Played In Double-Overtime

vs. Charleston Southern, 2-23-19 (W, 80-78)

### Played In Triple-Overtime

vs. Radford, 1-13-24 (W, 92-88)

### Played Overtime In Non-Conference Game

vs. Mercer, 11-13-21 (W, 88-85 in OT)

### Played Overtime In Non-Conference Home Game

vs. Furman, 11-30-16 (W, 58-57/OT)

### Played Overtime In Non-Conference Road Game

at Illinois, 11-21-16 (W, 84-80/OT)

### Played In Back-To-Back Overtime Games:

1-3-24 vs. Longwood / 1-6-24 at USC Upstate

### Shot 50-59 percent from field

vs. Piedmont, 11-4-24 (.523-Won, 125-65)

### Shot 60 percent or better from field

vs. Brevard College, 11-8-23 (.610-Won 98-44)

### An opponent shot 50-59 percent from field

Presbyterian College, 2-21-24 (.525-Lost, 78-55)

### An opponent shot 60 percent or better from field

Campbell, 2-22-23 (.600-Won 95-93 in OT)

### Shot 50-59 percent from the field in a half

vs. Little Rock, 11-9-24 (.500-2nd half)

### Shot 60-69 percent from the field in a half

vs. High Point, 1-27-24 (.613-1st half)

### Shot 70 percent or better from the field in a half

vs. Brevard College, 11-8-23 (.704-2nd half)

### Shot 50 percent or better in each half

vs. Piedmont, 11-4-24 (1st .545/2nd .500)

### Pulled down 50 rebounds or more

vs. Piedmont, 12-4-24 (63)

### Pulled down 60 rebounds or more

vs. Piedmont, 12-4-24 (63)

### Allowed 50 or more rebounds

at #13 Auburn, 11-15-21 (53)

### Pulled down 60 rebounds or more

vs. Pfeiffer, 11-25-19 (61)

### Had 40 or more defensive rebounds

vs. Pfeiffer, 11-25-19 (45)

### Had 20 Offensive rebounds

vs. Little Rock, 11-9-24 (21)

### Allowed opponent 20 Offensive rebounds

vs. Presbyterian, 1-4-23 (20)

### Outrebounded Opponent by 20

vs Brevard College (+20/41-21, W, 98-44)

### Outrebounded by 20

at Colorado State, 11-14-17 (-22/51-29, L 80-76)

### Won by 20-29 points

Charleston Southern, 2-7-24 (W, 67-46/+21)

### Won by 30-39 points

Converse, 12-31-21 (W, 78-40/+38)

### Won by 40-49 points

Bob Jones, 11-28-23 (W, 90-49/+41)

### Won by 50+ points

vs. Piedmont, 11-4-24 (W, 125-65/+60)

### Lost by 20-29 points

Presbyterian College, 2-21-24 (L, 78-55/-23)

### Lost by 30-39 points

at Auburn, 11-24-17 (L, 119-85)

### Lost by 40-49 points

vs. Duke, 3-14-02 (L, 84-37/-47)

### Lost by 50+ points

at Syracuse, 11-22-96 (L, 106-51/-55)

### Hit 10 or more threes

vs. Piedmont, 11-4-24 (13)

### Hit 15 or more threes

at Washington State, 11-22-21 (16)

### Allowed 10 or more threes

at High Point, 2-28-24 (14)

### Allowed 15 or more threes

at Penn State, 11-7-22 (18)

### Did not hit a three-pointer in a game

vs. Presbyterian College, 2-14-12 (0-8)

### Held opponent without a three-pointer

at Liberty, 1-22-15 (0-10)

### Shot 60 percent from three (10 made min.)

vs. Charleston Southern, 1-27-16 (17-28/.607%)

### Shot 100 percent from FT Line (10 made min.)

vs. Coastal Carolina, 2-18-16 (20-20)

### Shot 50 percent or less from FT Line (15 FTA min.)

at Xavier, 12-16-23 (7-for-19/37%)

### Attempted 30-39 Free Throws

vs. USC Upstate, 2-24-24 (35)

### Attempted 40-49 free throws

vs. Little Rock, 11-9-24 (42)

### Attempted 50 or more free throws

at High Point, 2-28-24 (50)

### Dished out 20 or more assists

vs. Piedmont, 11-4-24 (20)

### Had 15 Or More Steals

vs. Brevard, 11-8-23 (15)

### No Steals in a game

vs. Villanova (3/19/21)

### Had 10 or More Blocks

at High Point, 2-10-18 (10)

### Commit 5 or fewer turnovers in a game

at Coastal Carolina, 3-8-15 (5)

### Commit 20 or more turnovers in a game

at Florida State, 12-22-23 (24)

### Commit 30 or more turnovers in a game

No games since 1994-95 (no team game-by-game available prior)

### Had 3 players in double-figures

vs. Charleston Southern, 2-7-24 (Johnson 14, McMahon 13, Doucet 13)

### Had 4 players in double-figures

vs. Little Rock, 11-9-24 (Doucet 17, K. Harrison 13, Kamarad 13, Talford 10)

### Had 5 or more players in double-figures

at USC Upstate, 1-6-24 (Talford 18, Doucet 15, Anumba 14, Johnson 13, K. Harrison 11)

### Had 6 or more players in double-figures

vs. Toccoa Falls, 12-29-23 (Timmerman 16, Diallo 14, McKelvy 13, Moore 12, McMahon 12, Johnson 10)

### Had 7 or more players in double-figures

vs. Piedmont, 11-4-24 (Talford 17, Baker 16, Jolly 15, K. Harrison 14, Doucet 13, Jones III 11, Hamilton 10)

### Played a ranked team

at #13 Auburn 11-15-22 (Lost, 89-65)

## WINTHROP PLAYER...

### Score 20-29 Points

2-28-24 at High Point (Kasen Harrison, 27)

### Score 30-39 Points

2-8-23 at UNC Asheville (Sin'Cere McMahon, 35)

### Score 40 Or More Points

2-9-17 at UNC Asheville (Keon Johnson, 40)

### Had two players score 20 or more points same game

1-13-24 vs. Radford (Kelton Talford, 27 / Nick Johnson, 20)

### Hit 10 Field Goals Or More

Kasen Harrison at High Point, 2-28-24 (10-of-17)

### Made 10 or more free throws

Kelton Talford, 2-10-24 at Longwood (12-of-16)

### Made 5 or more threes

Noah Van Bibber, 11-17-23 vs. Holy Cross (6-of-8)

### Had 20 or more rebounds

Xavier Cooks at Longwood, 2-15-17 (20)

### Had 20 points, 20 rebounds same game

Xavier Cooks at Longwood, 2-15-17 (21 points, 20 rebounds)

### Dish Out 10 Or More Assists

Chandler Vaudrin/Russell Jones Jr. vs. (8) High Point, 3-1-21

### Record 5 Or More Steals

Cory Hightower (5, at Middle Tennessee State, 11-16-21)

### Have 5 Or More Blocks

Josh Ferguson vs. ETSU, 11-17-18 (5)

### Registered A Double-Double (Guard)

Adam Pickett (23 points, 12 rebounds vs. Presbyterian College, 2-13-19)

### Registered A Double-Double (Forward/Center)

Tai Hamilton (10 points, 10 rebounds vs. Piedmont, 11-4-24)

### Two Players Record Double-Double

at Gardner-Webb, 2-15-18 (Xavier Cooks/Adam Pickett)

### Registered A Triple-Double

Chandler Vaudrin (10 points, 12 rebounds, 10 assists vs. (8) High Point, 3-1-21)

# 2024-25 MISC. STATS

## Most 1st Half Points

Winthrop 59 vs. Piedmont  
Opponents 33 vs. Piedmont

## Most 2nd Half Points

Winthrop 66 vs. Piedmont  
Opponents 39 vs. Little Rock

## Fewest 1st Half Points

Winthrop 32 vs. Little Rock  
Opponents 28 vs. Little Rock

## Fewest 2nd Half Point

Winthrop 50 vs. Little Rock  
Opponents 32 vs. Piedmont

## Largest Half Time Lead

Winthrop 26 vs. Piedmont  
Opponents n/a

## Largest Margin of Victory

Winthrop 60 vs. Piedmont  
Opponents n/a

## Largest Deficit in Win

Winthrop 2 vs. Piedmont

## Largest Deficit In Loss

Winthrop n/a

## Largest Lead In Loss

Winthrop n/a

## Largest Lead In Win

Winthrop 60 vs. Piedmont

## Most Points 1st OT

Winthrop n/a  
Opponents n/a

## Most Points 2nd OT

Winthrop n/a  
Opponents n/a

## Most Points 3rd OT

Winthrop n/a  
Opponents n/a

Career numbers (below) only reflect NCAA D1 level

## First Player To Score

Doucet 1  
Jolly 1

Jolly 1 1  
Wilson 1 3  
Johnson 0 n/a  
Talford 0 13  
Hamilton 0 3  
Diallo 0 2  
Doucet 0 2

**20-29 Points** **Sea.** **Car.**  
Talford 6 16  
Doucet 5 5  
Johnson 2 7  
Harrison 2 8  
Van Bibber 1 1

## First Off The Bench

Johnson 2  
Diallo 1  
Jones II 1  
Hamilton 1  
Van Bibber 1

**Blocks Leader** **Sea.** **Car.**  
Talford 1 37  
Hamilton 1 12  
Johnson 1 n/a  
Doucet 0 4  
Diallo 0 3  
K. Harrison 0 3  
Wilson 0 1

**30+ Points** **Sea.** **Car.**  
none

## Points Leader

Talford 1 25  
Doucet 1 6  
K.Harrison 0 17  
Johnson 0 n/a  
Baker 0 1  
Van Bibber 0 1

**40+ Points** **Sea.** **Car.**  
none

## Rebound Leader

Talford 1 50  
Hamilton 1 0  
Doucet 0 7  
Diallo 0 3  
Johnson 0 n/a  
K.Harrison 0 4

**Dunks** **Sea.** **Car.**  
Hamilton 2 6  
Talford 1 68  
Jones III 1 1  
Diallo 0 4  
Doucet 0 3

**10+ Assists** **Sea.** **Car.**  
none

## Assist Leader

K.Harrison 1 66  
Wilson 1 3  
Johnson 0 n/a  
Doucet 0 5  
Talford 0 4  
Diallo 0 1

**Double-Figures** **Sea.** **Car.**  
K.Harrison 2 71  
Talford 2 64  
Doucet 2 21  
Baker 1 7  
Hamilton 1 1  
Jolly 1 1  
Johnson 0 n/a  
Jones III 1 1  
Kamarad 1 1  
Diallo 0 1  
Van Bibber 0 1  
Wilson 0 2

**10+ Rebounds** **Sea.** **Car.**  
Hamilton 1 1  
Talford 0 15  
Diallo 0 1

**20+ Rebounds** **Sea.** **Car.**  
none

## Steals Leader

K.Harrison 1 37

**5+ Steals** **Sea.** **Car.**  
Harrison 0 1

**Double-Doubles** **Sea.** **Car.**  
Hamilton 1 1  
Talford 0 13  
Diallo 0 1

**20/20 Pts/Reb** **Sea.** **Car.**  
none

**Triple-Doubles** **Sea.** **Car.**  
none



# EAGLE EYE VIEW OF THE TEAM

## LAST 10 WINS

82-67, vs. Little Rock, 11-9-24  
 125-65, vs. Piedmont, 11-4-24  
 83-74 vs. USC Upstate, 2-24-24  
 85-69 at Radford, 2-15-24  
 67-46 vs. Charleston Southern, 2-7-24  
 78-59 at Charleston Southern, 1-24-24  
 92-88 vs. Radford, 1-13-24 (3OT)  
 81-71 at Presbyterian, 1-10-24  
 82-80 at USC Upstate, 1-6-24 (OT)  
 68-60 vs. Longwood, 1-3-24 (OT)

## LAST 10 LOSSES

69-56 vs. #5 Longwood, 3-6-24  
 65-64 vs. Gardner-Webb, 3-2-24  
 100-96 (OT) at High Point, 2-28-24  
 84-74 at Longwood, 2-10-24  
 78-55 vs. Presbyterian College, 2-21-24  
 82-78 at UNC Asheville, 2-3-24  
 83-81 vs. High Point, 1-27-24  
 79-74 at Gardner-Webb, 1-20-24  
 82-77, vs. UNC Asheville, 1-18-24  
 67-61, at Florida State, 12-22-23

### Winthrop All-Time Record By Months

November	126-91 (.579)
December	135-148 (.478)
January	252-185(.577)
February	230-151 (.604)
March	54-34 (.614)

### Record By Days Of The Week Since 2012-13

Year	Monday	Tuesday	Wednesday	Thursday	Friday	Saturday	Sunday	Overall
12-13	0-0	3-3	4-5	0-1	0-0	6-8	1-0	14-17
13-14	0-0	2-1	7-5	1-0	1-0	8-5	1-2	20-13
14-15	3-1	1-0	5-3	2-2	1-1	6-5	1-1	19-13
15-16	2-0	3-2	3-2	3-2	2-1	9-1	1-1	23-9
16-17	1-0	3-0	5-0	6-2	1-1	9-3	1-1	26-7
17-18	1-0	1-4	3-1	3-2	1-3	7-2	3-0	19-12
18-19	1-0	1-3	2-2	5-3	0-0	8-4	1-0	18-12
19-20	3-1	1-0	1-1	9-3	1-1	8-3	1-1	24-10
20-21	2-0	3-0	2-0	7-0	3-1	3-0	3-0	23-1
21-22	1-2	2-2	4-1	4-0	2-0	10-3	0-1	23-9
22-23	0-1	2-2	7-4	0-1	0-1	6-8	0-0	15-17
23-24	0-1	2-1	5-2	1-1	2-3	5-7	2-0	17-15
24-25	1-0	0-0	0-0	0-0	0-0	1-0	0-0	2-0
Totals	15-6	24-18	49-26	40-17	14-12	86-49	17-7	243-135

### Double Digit Deficits In A Win (Since 2012-13) (most recent in Bold/Italic)

19	2-1-23 vs. Longwood	W	76-74
15	<b>1-13-24 vs. Radford</b>	<b>W</b>	<b>92-88 (3OT)</b>
15	12-31-22 vs. UNC Asheville	W	62-60
15	11-13-21 vs. Mercer	W	88-85 OT
15	3-8-20 vs. (5) Hampton	W	76-68
15	1-25-14 vs. VMI	W	58-57
15	1-5-19 at UNCA	W	80-65
14	2-13-19 vs. PC	W	93-85
14	12-20-16 vs. Georgia Southern	W	86-84
13	1-24-15 vs. Campbell	W	71-63
12	12-5-23 vs. Queens	W	88-82
12	1-16-20 at Hampton	W	116-95
12	11-28-18 at Tennessee Tech	W	82-70
12	12-29-18 vs. Prairie View	W	76-62
12	11-21-16 at Illinois	W	84-80 OT
12	3-5-14 vs. Liberty	W	77-65
12	11-9-13 vs. Roanoke College	W	93-74
11	1-3-24 vs. Longwood	W	68-60 OT
11	1-14-23 at Campbell	W	78-74
11	2-5-22 at Hampton	W	69-57
11	1-26-22 at USC Upstate	W	95-91 OT
11	1-20-22 at Presbyterian	W	60-58
11	12-21-19 vs. Elon	W	85-80
11	1-24-18 at Longwood	W	95-78
11	1-19-17 vs. UNCA	W	76-73
11	2-26-14 vs. UNCA	W	107-100 OT
10	1-22-22 vs Gardner-Webb	W	64-62
10	2-18-21 at High Point	W	76-70
10	12-16-17 at Alabama State	W	88-80
10	1-12-18 at Charleston Southern	W	64-53
10	12-17-16 at Hampton	W	86-79
10	12-29-16 at Charleston Southern	W	84-68
10	1-24-16 at Longwood	W	82-68

### Double Digit Leads In A Loss (Since 2012-13)

23	1-6-16 at UNCA	L	85-84
18	1-20-24 at Gardner-Webb	L	79-74
17	1-27-24 vs. High Point	L	83-81
18	1-26-19 at PC	L	99-91
17	1-10-15 at Gardner-Webb	L	65-64
16	2-11-15 at High Point	L	73-72
15	12-7-19 vs. Coastal Carolina	L	92-88
14	11-14-17 at Colorado State	L	80-76
14	1-28-17 vs. High Point	L	83-80 OT
12	11-11-23 vs. Drexel	L	74-72
12	1-7-23 at Longwood	L	85-71
12	12-15-21 at Elon	L	63-61
12	1-17-15 vs. Radford	L	85-77
12	2-1-14 at High Point	L	65-64
12	2-19-13 at Gardner-Webb	L	65-52
11	2-6-13 at UNC Asheville	L	69-56
10	1-18-24 vs. UNC Asheville	L	82-77
10	2-21-19 at Radford	L	87-81
10	1-26-14 at Radford	L	58-57

# MISC. STATS

## Three-Point Shooting

Season	Games	FGM	FGA	3pt %	Per Game
2012-13	31	180	571	.315	5.81
2013-14	33	272	686	.397	8.24
2014-15	32	251	700	.359	7.84
2015-16	32	285	786	.371	8.91
2016-17	33	313	839	.373	9.48
2017-18	31	296	792	.374	9.55
2018-19	30	372	997	.373	12.40
2019-20	34	322	931	.346	9.47
2020-21	25	210	597	.352	8.40
2021-22	32	276	734	.371	8.63
2022-23	31	278	738	.377	8.97
2023-24	32	238	697	.341	7.44
2024-25	2	22	67	.328	11.0
<b>Totals</b>	<b>378</b>	<b>3,315</b>	<b>9,135</b>	<b>.363</b>	<b>8.76</b>

## BY THE NUMBERS UNDER PROSSER (2021-present) (98 games)

### WINTHROP-----

PPG: 76.01  
FG%: .474  
3PT FG%: .362 (8.4 per game)  
FT %: .711  
RPG (OFF/TOT): 9.4/34.1  
APG: 12.3  
TOPG: 13.9  
BPG: 2.8  
SPG: 6.1

### OPPONENTS-----

PPG: 71.9  
FG%: .434  
3PT FG%: .345 (8.3 per game)  
FT %: .724  
RPG (OFF/TOT): 10.6/33.1  
APG: 12.3  
TOPG: 13.0  
BPG: 3.5  
SPG: 7.3

### Winthrop All-Time Made Free Throws (Single-Season Top 10)

646 (1980-81 / 39 games / 16.6)  
**601 (2023-24 / 32 games / 18.8)**  
583 (1983-84 / 32 games / 18.2)  
566 (2015-16 / 32 games / 17.7)  
529 (1989-90 / 29 games / 18.2)  
528 (2013-14 / 33 games / 16.0)  
521 (1979-80 / 30 games / 17.4)  
520 (2016-17 / 33 games / 15.8)  
509 (1992-93 / 30 games / 17.0)  
503 (1982-83 / 35 games / 15.2)  
491 (2004-05 / 33 games / 14.9)

### Winthrop All-Time Free Throw Attempts (Single-Season Top 10)

931 (1980-81 / 39 games / 23.9)  
**856 (2023-24 / 32 games / 26.8)**  
786 (1983-84 / 32 games / 24.6)  
760 (2019-20 / 34 games / 22.4)  
756 (2015-16 / 32 games / 22.9)  
746 (1992-93 / 30 games / 24.9)  
741 (2013-14 / 33 games / 22.5)  
733 (1979-80 / 30 games / 24.4)  
725 (2016-17 / 33 games / 22.0)  
725 (2004-05 / 33 games / 22.0)  
719 (1989-90 / 29 games / 24.8)

(BOLD REPRESENTS 2023-24 TEAM)

Per Game Big South Ranking	Per Game National Ranking	Total 3's Made Program Ranking
6th	209th	18th
4th	24th	5th
5th	42nd	6th
2nd	32nd	3rd
1st	24th	1st
1st	32nd	2nd
1st	1st	1st
1st	21st	2nd
2nd	67th	15th
1st	22nd	T5th
1st	34th	6th
5th	178th	13th
-	-	-

## Winthrop All-Time 1,000 Points

<u>Name</u>	<u>Points (games)</u>
1. Keon Johnson (2013-17)	2,076 (128)
2. Charles Brunson (1979-82)	1,850 (92)
3. Xavier Cooks (2014-18)	1,778 (127)
4. LaShawn Coulter (1990-95)	1,663 (112)
5. Tyson Waterman (1995-00)	1,461 (111)
6. Fred McKinnon (1983-86)	1,427 (86)
7. Torrell Martin (2003-07)	1,387 (108)
8. Mark Hailey (1989-93)	1,384 (111)
<b>9. Kelton Talford (2020-present)</b>	<b>1,358 (119)</b>
10. Mike Gaither (1981-84)	1,302 (100)
11. Bennie Bennett (1978-81)	1,296 (100)
12. Andre Jones (2008-12)	1,291 (123)
13. Michael Jenkins (2004-08)	1,253 (131)
14. Tyrone Walker (2000-04)	1,245 (114)
15. Greg Washington (1985-89)	1,224 (111)
16. Tim Raxter (1978-82)	1,193 (128)
17. Reggie Middleton (2008-12)	1,185 (116)
18. James Shuler (2002-06)	1,160 (116)
19. Craig Bradshaw (2003-07)	1,158 (123)
20. Josh Ferguson (2016-20)	1,114 (127)
21. Eddie Gay (1989-93)	1,079 (108)
22. Andre Smith (2011-15)	1,071 (125)
23. Carlo Wilkins (1990-94)	1,020 (109)
24. Pierre Wooten (1998-03)	1,019 (120)
25. Chris Gaynor (2004-08)	1,000 (129)
26. Keon Moore (2013-15)	1,000 (61)
27. Bjorn Broman (2015-19)	1,000 (125)

## Winthrop All-Time 500 Rebounds

<u>Name</u>	<u>Rebounds (games)</u>
1. Xavier Cooks (2014-18)	983 (127)
2. Charles Brunson (1978-82)	913 (92)
3. Josh Ferguson (2016-20)	741 (127)
4. Tyrone Walker (2000-04)	701 (115)
5. Chad Steele (1993-97)	692 (106)
<b>6. Kelton Talford (2020-present)</b>	<b>686 (119)</b>
7. George Valentine (2007-12)	676 (131)
8. Mark Hailey (1989-93)	675 (111)
9. Tim Raxter (1978-82)	652 (128)
10. Charles Corbin (2007-11)	648 (115)
11. Eddie Gay (1989-93)	637 (108)
12. Mantoris Robinson (2006-10)	592 (126)
13. Allen Washington (1983-86)	590 (78)
14. Craig Bradshaw (2003-07)	573 (123)
15. Greg Washington (1985-89)	566 (111)
16. Chase Claxton (2019-present)	565 (148)
17. Donnie Creamer (1978-80)	546 (61)
18. Ronnie Creamer (1978-80)	545 (62)
19. Greg Lewis (1999-02)	542 (67)
20. Torrell Martin (2003-07)	525 (108)

2024-25 STARTERS BY GAME

DATE	OPPONENT	G	G	G/F	F	F/C
11-4	Piedmont	K. Harrison	Jolly	Doucet	Kamarad	Talford
11-9	Little Rock	K. Harrison	Baker	Doucet	Kamarad	Talford

2024-25 SPECIALTY STATS

DATE/OPPONENT	IN PAINT (WU/OPP)	OFF-TO (WU/OPP)	2ND CHANCE (WU/OPP)	FAST BREAK (WU/OPP)	BENCH	TIES/LEAD	LARGEST LEAD	BIGGEST DEFICIT
11-4	64/24	31/6	38/4	29/3	59/18	1/6	60	2
11-9	28/26	17/24	19/7	18/15	21/5	2/8	23	8
Totals	92/50	48/30	57/11	47/18	80/23	3/14	Largest - 60	Biggest - 2
Averages	46.0/25.0	24.0/15.0	28.5/5.5	23.5/9.0	40.0/11.5			

# MARK PROSSER

Mark Prosser enters his fourth season at the helm of the men's basketball program.

Prosser became the 7th head coach in Winthrop men's basketball history when he was introduced Apr. 2., 2021.

In 2023-24 the Eagles battled their way through injuries that led to 11 different starting lineups, finishing the season 17-15.

The team was one of the most aggressive teams in the nation and it showed with the second-most free throw attempts in program history (856). The Eagles also converted the second-most free throws made in a single-season at 601.

Winthrop finished first in the nation in free throw attempts per game at 26.8.

For the second time in three seasons the Eagles had nine non-conference victories, which included an 85-68 victory at Little Rock and 90-87 win at Coastal Carolina.

The Eagles battled through a injury-riddled 2022-23 and finished the season 15-17 overall and 10-8 in the Big South.

In his first season with the Eagles he guided them to the Big South Conference Championship game and a 23-win season.

The 23 wins were the most by any coach in program history in their first season. It was the third time a first-year head coach won 20 or more games. He joined Gregg Marshall as the only coaches in program history to begin conference play 5-0 in their first season.

On Nov. 27, 2021 he led the Eagles to the program's first ever win over a PAC-12 opponent with an 82-74 victory at Washington.

The Eagles posted a 13-0 home record, just the third time in program history a team finished with a perfect record at home.

Prosser has spent the previous three seasons as the head coach of the Western Carolina men's basketball program and is no stranger to Winthrop. In April of 2012, Prosser was hired as an assistant coach under Pat Kelsey and then served as Associate Head Coach from August of 2013 until his departure to Western Carolina in the spring of 2018.

Before departing for Western Carolina, Prosser played a role in helping bring the Winthrop men's basketball program back to the top of the Big South Conference, which was achieved when the Eagles captured the 2017 Big South Conference Championship and returned to the NCAA Tournament.

"My family and I could not be more excited to come home to Winthrop University and the Rock Hill community," said Prosser. "We'd like to thank Dr. Halpin, Dr. Hynd, the Board of Trustees and the entire Winthrop community for entrusting us with one of the most prestigious college basketball programs in the country."

In just his second season at the helm of the Catamounts program, Prosser led the team to a 12-win improvement to finish the season at 19-12. It was the second-most improved mark across NCAA Division I men's basketball. That season the team reached the Southern Conference semifinals before falling to eventual champion ETSU. That season Prosser's achievement was recognized by College Insider as he was honored as the Skip Prosser 'Man of the Year' award, which is named after his father.

Winthrop has been one of the top three-point shooting teams in the Big South Conference and nationally over the last 5-6 years and Prosser's teams in three seasons averaged 9.15 threes per game, which

included a program record for a single-season with 302 in 2019-20. In 2018-19 the team set the program record for threes in a single-season, which now sits as the second-most.

Prosser began his coaching career as an assistant coach with Wofford College in Mike Young's first season (2002-03). During that season the Terriers posted a 14-15 mark, which included a 79-77 victory at Virginia Tech. In the Southern Conference, Wofford posted an 8-8 record and advanced to the quarterfinals of the conference tournament.

Following his year at Wofford, Prosser headed to Bucknell as an assistant from 2003-08 under Pat Flannery.

It was at Bucknell that Prosser experienced the most post-season success as the Bison scored two NCAA Tournament upset victories during his tenure. In 2005, the 14th-seeded Bison upset No. 3 Kansas in the first round, earning the award for "Best Upset" at the 2005 ESPY Awards, and finished the year ranked 25th overall nationally with a 23-10 record. The following season, No. 9 seed Bucknell defeated No. 8 Arkansas in March Madness.

In 2005-06, the Bison went undefeated in Patriot League play, the first team to do so in conference history. The team was ranked in the top 25 for the first time in school history and featured Patriot League Player of the Year Charles Lee. For the NCAA Tournament, the Bison were seeded 9th and defeated Arkansas in the first round. In the second round they were defeated by Memphis to end the season at 27-5, the best record in school history.

While at Bucknell, Prosser signed 2008 Patriot League All-Freshman team selection Todd O'Brien and was involved in the player development of Charles Lee, who went on to sign a professional contract with the NBA's San Antonio Spurs. Lee was a three-time All-Patriot League selection and the 2006 Patriot League Player of the Year.

In the summer of 2008, Prosser returned to the sidelines at Southern Conference-member Wofford. During his first season back in Spartanburg in 2008, the Terriers set a school record with 12SoCon wins. In addition, the team posted its first winning overall record since moving to the NCAA Division I level. The following year, Prosser helped Wofford reach a school-record 26 wins along with the Southern Conference Championship and a trip to the NCAA Tournament.

All told, with Prosser on the bench in Spartanburg, the Terriers posted a 63-36 (.636) overall record, highlighted by back-to-back SoCon regular season and tournament championships, and consecutive appearances in the NCAA Tournament. He helped Wofford to a then school-record 26 victories in 2009-10 with a second 20-win season in 2010-11 with a squad that led the SoCon in assists and was also first in assist/turnover margin. Wofford also was eighth in the nation in 3-point percentage and 12th in overall field goal percentage.

Prosser was instrumental in the development of three-time first-team All-SoCon selection Noah Dahlgren, a post player who scored more than 2,000 career points and was twice dubbed SoCon Tournament MVP.

A native of Wheeling, W.Va., Prosser played collegiately at Marist College in Poughkeepsie, N.Y., before a knee injury ended his career prematurely. He began his coaching career as a student assistant coach at Marist until his graduation in 2002, helping the Red Foxes to a share of the Metro-Atlantic Athletic Conference (MAAC) regular season title in 2001-02.

Prosser and his wife Emily are the parents of two -- a daughter, Ava Grayce and a son, Declan.



## Career Record

Winthrop: 57-41

Career: 99-117

Big South: 32-18

## Coaching Experience

1999-2002

Marist

Student Assistant

2002-03

Wofford College

Assistant Coach

2003-08

Bucknell

Assistant Coach

2008-11

Wofford College

Assistant Coach

2011-12

Brevard College

Head Coach

2012-2013

Winthrop

Assistant Coach

2013-18

Winthrop

Associate Head Coach

2018-21

Western Carolina

Head Coach

2021-present

Winthrop

Head Coach

## Playing Experience

1998-99

Marist



# MARK PROSSER ERA



## Prosser Facts

- Hired as the 7th head coach in Winthrop men's basketball history on Apr. 2, 2021
- Earned his first win at Winthrop on Nov. 9, 2021 with a 110-78 victory over Mary Baldwin as all seven head coaches in program history won in their debut
- Became the 3rd Winthrop coach in program history to win 20 games in first season
- First Winthrop coach to 14 league wins in first season and one of only two to do so in league history (Terry Truax of Towson - 14 in 1992-93)
- Became the 4th coach in program history to begin Winthrop career 2-0
- Prosser and Marshall are also the only coaches to start Big South career 5-0
- Joined Dan Kenney and Gregg Marshall as the only Winthrop coach to get a win in their first Big South Conference regular season contest
- Led Eagles to first ever win over PAC 12 opponent with an 82-74 win at Washington on Nov. 27, 2021
- The win at Washington was the first over a Power 5 team in his career (8th meeting ever vs. Power 5 and is now 1-7)
- Has been on staff for nine conference championship title games and five NCAA Tournament appearances
- Between being the head coach and an assistant coach he's represented Winthrop in 202 games on the bench

## WINTHROP 1ST YEAR HEAD COACHING RECORDS

Mark Prosser	23-9
Nield Gordon	22-9
Gregg Marshall	21-8 (29 game season)
Randy Peele	20-11
Pat Kelsey	14-17
Dan Kenney	14-16
Steve Vacendak	8-20 (28 game season)

## PROSSER TRENDS

	<u>WIN</u>	<u>Career</u>
Lead at the half:	43-11	74-24
Trail at the half:	12-28	21-89
Tied at the half:	2-2	4-4
Double-Figure leads at the half:	20-2	33-3
Double-Figure deficit at the half:	3-11	6-43
Score 100+:	4-0	9-0
Score 90+:	12-1	27-2
Score 80+ :	31-6	55-16
Score 70+:	43-14	84-41
Score 60+:	51-32	92-95
Score less than 60:	1-10	1-32
Allow 100+:	0-1	0-4
Allow 90+:	2-4	6-20
Allow 80+:	11-15	24-56
Allow 70+:	24-34	51-95
Allow 60+:	41-39	76-113
Allow less than 60 points:	16-0	23-2
Shoot 50% or better:	36-3	59-13
Shoot 40% or better:	53-25	87-73
Shoot 70% or better at FT Line:	33-24	57-59
Shoot 80% or better at FT Line:	15-10	27-20
Higher field goal percentage:	52-7	86-21
Lower field goal percentage:	5-33	13-94
Same field goal percentage:	0-1	0-2
Outrebound opponent:	33-6	65-35
Outrebound opponent 10+:	19-1	32-6
Outrebounded by opponent:	23-34	29-75
Rebounds are even:	1-1	4-7
More free throw attempts:	50-20	73-55
Fewer free throw attempts:	6-18	23-65
Free throw attempts are even:	1-2	3-6
Make 7+ 3's:	45-22	80-71
Make 10+ 3's:	29-8	54-25
Day games:	21-16	47-48
Night games:	36-24	51-68
Morning games:	0-0	1-0
Games on Monday:	3-3	5-8
Games on Tuesday:	6-5	8-10
Games on Wednesday:	15-7	22-32
Games on Thursday:	5-2	8-8
Games on Friday:	4-4	5-11
Games on Saturday:	22-17	46-46
Games on Sunday:	2-1	4-2

## Games Decided By:

1 point:	4-2
2 points:	10-7
5 points or less:	26-29
6-9 points:	25-24
Double-figures:	47-63

# PROSSER ALL-TIME RECORD vs. OPPONENTS

Team	Games	Overall	Home	Road	Neutral	BSC Tourney	PF	PA
Anderson (S.C.)	2	1-1	0-1	1-0	0-0	0-0	145	140
Auburn	1	0-1	0-0	0-1	0-0	0-0	65	89
Barton	1	0-1	0-0	0-0	0-1	0-0	55	89
Belmont Abbey	1	0-1	0-1	0-0	0-0	0-0	80	90
Brevard	1	1-0	1-0	0-0	0-0	0-0	98	44
Bryan	1	1-0	1-0	0-0	0-0	0-0	70	64
Bob Jones	1	1-0	1-0	0-0	0-0	0-0	90	49
Bowling Green	1	0-1	0-0	0-1	0-0	0-0	52	73
Campbell	3	3-0	2-0	1-0	0-0	0-0	247	239
Carson-Newman	2	0-2	0-1	0-1	0-0	0-0	108	153
Carver College	1	1-0	0-0	0-0	1-0	0-0	83	52
Catawba College	2	0-2	0-1	0-1	0-0	0-0	106	135
Charleston Sou.	6	6-0	3-0	3-0	0-0	0-0	458	387
Chattanooga	6	3-3	1-2	2-1	0-0	0-0	466	470
Citadel	7	5-2	3-0	2-1	0-1	0-0	604	579
Clemson	1	0-1	0-0	0-1	0-0	0-0	56	78
Coastal Carolina	3	1-2	0-1	1-1	0-0	0-0	235	247
College of Charleston	2	1-1	0-1	1-0	0-0	0-0	150	147
Converse	1	1-0	1-0	0-0	0-0	0-0	78	40
Drexel	1	0-1	0-0	0-0	0-0	0-0	72	74
Duquesne	1	0-1	0-0	0-1	0-0	0-0	57	74
Eastern Michigan	1	1-0	0-0	0-0	1-0	0-0	101	87
Elon	2	1-1	1-0	0-1	0-0	0-0	139	133
ETSU	7	0-7	0-3	0-3	0-1	0-0	477	567
Florida State	2	0-2	0-0	0-2	0-0	0-0	135	146
Furman	8	1-7	1-3	0-4	0-0	0-0	576	644
Gardner-Webb	8	5-3	2-2	2-1	1-0	1-0	577	543
Georgia	2	0-2	0-0	0-2	0-0	0-0	141	169
Hampton	1	0-0	1-0	0-0	0-0	0-0	69	57
Hartford	1	1-0	1-0	0-0	0-0	0-0	82	75
High Point	7	2-5	1-1	0-4	1-0	1-0	510	534
Hiwassee	1	1-0	1-0	0-0	0-0	0-0	94	55
Holy Cross	1	1-0	1-0	0-0	0-0	0-0	89	51
IUPUI	1	1-0	1-0	0-0	0-0	0-0	74	61
Iowa	1	0-1	0-0	0-1	0-0	0-0	60	78
Jacksonville	2	2-0	1-0	1-0	0-0	0-0	173	159
Jacksonville State	1	0-1	0-0	0-0	0-1	0-0	53	84
Lees-McRae	1	1-0	1-0	0-0	0-0	0-0	71	55
Lenoir-Rhyne	2	1-1	1-0	0-1	0-0	0-0	133	130
Little Rock	2	2-0	0-0	2-0	0-0	0-0	167	135
Lincoln Memorial	2	0-2	0-1	0-1	0-0	0-0	101	153
Longwood	7	2-5	2-0	0-3	0-2	0-1	491	543
LSU	1	0-1	0-0	0-1	0-0	0-0	81	89
Mars Hill	2	2-0	1-0	1-0	0-0	0-0	169	156
Mary Baldwin	1	1-0	1-0	0-0	0-0	0-0	110	78
Mercer	9	4-5	3-1	0-4	1-0	0-0	690	671
Middle Tennessee	2	1-1	1-0	0-1	0-0	0-0	141	144
Mississippi State	1	0-1	0-0	0-0	0-1	0-0	63	84
Montevallo	1	0-1	0-1	0-0	0-1	0-0	40	83
Mount Olive	1	0-1	0-0	0-1	0-0	0-0	78	100
Newberry	3	1-2	1-1	0-1	0-0	0-0	239	261
North Carolina A&T	3	3-0	2-0	1-0	0-0	0-0	258	216
North Carolina State	1	0-1	0-0	0-1	0-0	0-0	67	100
North Georgia	1	0-1	0-0	0-1	0-0	0-0	66	75
North Greenville	1	0-1	0-0	0-1	0-0	0-0	61	68
Penn St.	1	0-1	0-0	0-1	0-0	0-0	68	93
Piedmont	4	4-0	4-0	0-0	0-0	0-0	407	226
Presbyterian	6	5-1	2-1	3-0	0-0	0-0	419	398
Queens	1	1-0	1-0	0-0	0-0	0-0	88	82
Radford	6	3-3	2-1	1-1	0-1	0-1	422	418
Samford	5	3-2	2-0	1-2	0-0	0-0	422	391
SMU	1	0-1	0-0	0-1	0-0	0-0	65	98
South Carolina	1	0-1	0-0	0-1	0-0	0-0	62	72
South Carolina St.	1	1-0	1-0	0-0	0-0	0-0	81	67
Southern Miss	2	0-2	0-0	0-0	0-2	0-0	115	145
Stetson	1	1-0	0-0	1-0	0-0	0-0	70	64
Tennessee Tech	2	2-0	1-0	1-0	0-0	0-0	165	151
Toccoa Falls	2	2-0	2-0	0-0	0-0	0-0	212	114
Troy	1	0-1	0-0	0-0	0-1	0-0	64	66
Tusculum	2	0-2	0-1	0-1	0-0	0-0	113	140
UNC Asheville	10	6-4	3-1	3-3	0-0	0-0	701	774
UNC Greensboro	6	1-5	0-3	1-2	0-0	0-0	393	465
UNC Wilmington	1	1-0	0-0	0-0	1-0	0-0	98	76
USC Upstate	6	4-2	2-1	2-1	0-0	0-0	481	452
Vanderbilt	1	0-1	0-0	0-1	0-0	0-0	63	77
VCU	1	0-1	0-0	0-1	0-0	0-0	68	93
VMI	7	2-5	1-2	1-2	0-1	0-0	547	575
Wake Forest	1	0-1	0-0	0-1	0-0	0-0	64	71
Washington	1	1-0	0-0	1-0	0-0	0-0	82	74
Washington State	1	0-1	0-0	0-1	0-0	0-0	86	92
Wingate	2	0-2	0-1	0-1	0-0	0-0	110	147
Wofford	6	2-4	1-2	1-2	0-0	0-0	405	474
Wright State	1	0-1	0-0	0-1	0-0	0-0	73	96
Xavier	2	0-2	0-0	0-2	0-0	0-0	120	149
Young Harris	2	0-2	0-1	0-1	0-0	0-0	140	171
<b>TOTALS</b>	<b>216</b>	<b>99-117</b>	<b>57-35</b>	<b>33-69</b>	<b>6-12</b>	<b>2-2</b>	<b>15,940</b>	<b>15,365</b>

## WINTHROP'S ALL-TIME 30/40-POINT GAMES

### 40-POINT GAMES

Melvin Branham (Jr.)	45	Jan. 10, 1994 at Charleston Southern
David McMahan	42	Jan. 15, 1996 vs. Coastal Carolina
Keon Johnson	40	Feb. 9, 2017 at UNC Asheville
Michael Jenkins	40	Nov. 10, 2006 vs. North Greenville
Fred McKinnon	40	Nov. 29, 1985 vs. Morris College

### 30-POINT GAMES

Keon Johnson	39	Feb. 4, 2017 vs. Campbell
Mike Gaither	39	Nov. 18, 1982 vs. Coker College (Clover, SC)
Keon Johnson	38	Nov. 21, 2016 at Illinois
Jimmy Gavin	38	Nov. 27, 2015 at North Carolina State (Raleigh, NC)
Greg Lewis	38	Dec. 21, 1999 vs. UNC Greensboro
Keon Johnson	37	Dec. 31, 2016 vs. Radford
Robbie Waldrop	37	Feb. 12, 1998 at Charleston Southern
Xavier Cooks	36	Feb. 15, 2018 at Gardner-Webb
Keon Johnson	36	Jan. 27, 2016 vs. Charleston Southern
Fred McKinnon	36	Feb. 2, 1985 at Livingstone College
Charles Brunson	36	Nov. 25, 1980 at Voorhees
Sin'Cere McMahon	35	Feb. 8, 2023 at UNC Asheville
Nych Smith	35	Jan. 26, 2019 at Presbyterian College
Fred McKinnon	35	Jan. 16, 1986 vs. Central Wesleyan College
Charles Brunson	35	Feb. 4, 1982 vs. Erskine
Charles Brunson	35	Dec. 10, 1980 at Belmont Abbey
David McMahan	34	Dec. 30, 1995 at Georgia State
Charles Brunson	34	Nov. 22, 1980 at Morris College
Charles Brunson	34	Nov. 19, 1980 vs. Allen University
Patrick Good	33	Nov. 22, 2021 at Washington State
Andre Jones	33	Dec. 27, 2011 at Georgia
Michael Jenkins	33	Mar. 6, 2008 vs. UNC Asheville (Big South Tourney Championship game)
Greg Lewis	33	Feb. 18, 2002 vs. Coastal Carolina
George Henson	33	Feb. 10, 1990 at Campbell
Shaun Wise	33	Dec. 28, 1989 at US International
Charles Brunson	33	Jan. 11, 1981 at Webber College
Josh Ferguson	32	Dec. 7, 2019 vs. Coastal Carolina
Keon Johnson	32	Feb. 13, 2016 at Radford
Keon Johnson	32	Dec. 31, 2015 vs. Campbell
Keon Johnson	32	Nov. 24, 2015 at USC Upstate
Torrell Martin	32	Feb. 24, 2007 at Coastal Carolina
Torrell Martin	32	Feb. 20, 2006 at Liberty
Melvin Branham (Jr.)	32	Jan. 27, 1994 at Towson State
Mark Hailey (Sr.)	32	Feb. 20, 1993 vs. Radford
Eddie Gay (Sr.)	32	Dec. 13, 1992 vs. The Citadel
Charles Brunson	32	Jan. 16, 1982 at USC-Aiken
Charles Brunson	32	Jan. 15, 1981 at USC-Spartanburg
Patrick Good	31	Jan. 20, 2022 at Presbyterian College
Keon Johnson	31	Mar. 3, 2017 vs. #4 Gardner-Webb
Keon Johnson	31	Mar. 2, 2017 vs. #8 Charleston Southern
Keon Johnson	31	Jan. 28, 2017 vs. High Point
Jimmy Gavin	31	Mar. 6, 2016 vs. UNC Asheville (Buies Creek, NC-Big South Tourney Championship game)
Jimmy Gavin	31	Feb. 27, 2016 at Campbell
Torrell Martin	31	Dec. 4, 2006 at #12 Wisconsin
Ted Houpt	31	Feb. 12, 1987 at Howard University
Fred McKinnon	31	Nov. 22, 1985 vs. Wingate
Charles Brunson	31	Feb. 8, 1982 vs. Presbyterian College
Donnie Creamer	31	Dec. 9, 1978 at Erskine
Patrick Good	30	Feb. 19, 2022 at UNC Asheville
D.J. Burns Jr.	30	Nov. 9, 2021 vs. Mary Baldwin
Xavier Cooks	30	Dec. 5, 2017 at Georgia
Keon Johnson	30	Dec. 19, 2015 at Georgia Southern
Keon Moore	30	Jan. 3, 2015 vs. High Point
Tyson Waterman	30	Feb. 12, 1999 vs. Charleston Southern
Ronnie Creamer	30	Jan. 15, 1979 at Francis Marion
LaShawn Coulter	30	Jan. 21, 1995 at UNC Asheville
Mark Hailey (Jr.)	30	Nov. 23, 1991 vs. Averett College
Greg Washington	30	Dec. 15, 1988 vs. East Carolina
Fred McKinnon	30	Feb. 10, 1985 vs. Armstrong State
Ronnie Creamer	30	Nov. 18, 1978 vs. Catawba

# Indv./Team Most Points Single-Game

## Top 10 Individual Scoring Performances Home/Away

### Home

42	David McMahan	(vs. Coastal Carolina, 1-15-96)
40	Michael Jenkins	(vs. North Greenville, 11-10-06)
	Fred McKinnon	(vs. Morris College, 11-29-85)
	Keon Johnson	(at UNC Asheville, 2-9-17)
39	Keon Johnson	(vs. Campbell, 2-4-17)
38	Greg Lewis	(vs. UNC Greensboro, 12-21-99)
37	Keon Johnson	(vs. Radford, 12-31-16)
36	Keon Johnson	(vs. Charleston Southern, 1-27-16)
35	Fred McKinnon	(vs. Central Wesleyan College, 1-16-86)
	Charles Brunson	(vs. Erskine College, 2-4-82)

### Away

45	Melvin Branham Jr.	(at Charleston Southern, 1-10-94)
40	Keon Johnson	(at UNC Asheville, 2-9-17)
38	Keon Johnson	(at Illinois, 11-21-16)
	Jimmy Gavin	(at N.C. State, 11-27-15)
37	Robbie Waldrop	(at Charleston Southern, 2-12-98)
36	Xavier Cooks	(at Gardner-Webb, 2-15-18)
	Fred McKinnon	(at Livingstone College, 2-2-85)
	Charles Brunson	(at Voorhees, 11-25-80)
35	Sin'Cere McMahan	(at UNC Asheville, 2-8-23)
	Nych Smith	(at Presbyterian College, 1-26-19)
	Charles Brunson	(at Belmont Abbey, 12-10-80)
34	Charles Brunson	(at Mooris College, 11-22-80)
33	Patrick Good	(at Washington State, 11-22-21)
	Andre Jones	(at Georgia, 12-27-11)
	Michael Jenkins	(at UNC Asheville, 3-6-08)
	George Henson	(at Campbell, 2-10-90)
	Shaun Wise	(at U.S. International, 12-28-89)
	Charles Brunson	(at Webber College, 1-11-81)

## Top 5 Individual Scoring Performances vs. Big South Opponents

### All Games

45	Melvin Branham Jr.	(at Charleston Southern, 1-10-94)
42	David McMahan	(vs. Coastal Carolina, 1-15-96)
40	Keon Johnson	(at UNC Asheville, 2-9-17)
39	Keon Johnson	(vs. Campbell, 2-4-17)
37	Keon Johnson	(vs. Radford, 12-31-16)

### Home

42	David McMahan	(vs. Coastal Carolina, 1-15-96)
39	Keon Johnson	(vs. Campbell, 2-4-17)
37	Keon Johnson	(vs. Radford, 12-31-16)
36	Keon Johnson	(vs. Charleston Southern, 1-27-16)
32	Keon Johnson	(vs. Campbell, 12-31-15)

### Away

45	Melvin Branham Jr.	(at Charleston Southern, 1-10-94)
40	Keon Johnson	(at UNC Asheville, 2-9-17)
36	Xavier Cooks	(at Gardner-Webb, 2-15-18)
35	Sin'Cere McMahan	(at UNC Asheville, 2-8-23)
	Nych Smith	(at Presbyterian College, 1-26-19)
33	George Henson	(at Campbell, 2-10-90)
32	Keon Johnson	(at Radford, 2-13-16)
	Torrell Martin	(at Coastal Carolina, 2-24-07)
	Torrell Martin	(at Liberty, 2-20-06)
	Melvin Branham Jr.	(at Towson St., 1-27-94)

## Most Point In Home/Away Game (Top 10)

### Home

134	Pfeiffer, 11-13-18	W, 134-99
132	Morris, 11-29-85	W, 132-73
130	Johnson & Wales, 12-12-96	W, 130-33
127	Pfeiffer, 11-25-19	W, 127-83
125	Piedmont, 11-4-24	W, 125-65
116	Warren Wilson, 11-24-18	W, 116-76
116	Rio Grande (OH), 12-28-15	W, 116-84
113	Toccoa Falls, 12-29-23	W, 113-62
110	Mary Baldwin	W, 110-78
109	Hiwassee, 12-16-18	W, 109-66
109	Catawba, 11-18-78	W, 109-92
108	VMI, 1-6-07	W, 108-76
108	U.S. International, 1-12-91	W, 108-81

### Away

116	at Hampton, 1-16-20	W, 116-95
109	at VMI, 1-31-07	Won, 109-76
107	at USC Upstate, 12-13-20	Won, 107-77
102	at Pembroke St., 1-10-86	Won, 102-99
101	at UNC Asheville, 2-9-17	Lost, 104-101
101	at Charleston Sou., 1-10-94	Won, 101-96
101	at Central Connecticut, 12-4-92	Won, 101-93
101	at Benedict College, 2-20-86	Won, 101-76
97	at USC Aiken, 1-14-82	Won, 97-90
97	at Wofford, 1-31-80	Won, 97-78

## Most Points Home/Away vs. Big South Opponents (Top 10)

### Home

108	vs. VMI, 1-6-07	Won, 108-76
107	vs. UNCA, 2-26-14	Won, 107-100 (OT)
106	vs. VMI, 2-4-09	Lost, 110-106 (OT)
104	vs. UNCA	Won, 104-71
101	vs. Hampton, 2-9-19	Won, 101-91
100	vs. Coastal Carolina, 2-18-02	Won, 100-74
99	vs. Gardner-Webb, 1-11-20	Won, 99-95 (3OT)
98	vs. Armstrong St., 2-17-86	Won, 98-81
98	vs. VMI, 2-8-06	Won, 98-65
97	vs. Gardner-Webb	Won, 97-88
97	vs. Towson St., 2-23-95	Won, 97-93
96	vs. VMI, 1-7-10	Won, 96-63

### Away

116	at Hampton, 1-16-20	W, 116-95
107	at USC Upstate, 12-13-20	W, 107-77
101	at UNC Asheville, 2-9-17	Lost, 104-101
101	at Charleston Sou., 1-10-94	Won, 101-96
96	at High Point, 2-28-24	Lost, 100-96 OT
95	at USC Upstate, 1-26-22	Won, 95-91 OT
95	at Longwood, 1-24-18	Won, 95-78
94	at Coastal Carolina, 1-7-94	Lost, 103-94
93	at Presbyterian Col., 2-25-17	Won, 93-56
93	at UMBC, 1-25-93	Lost, 99-93
91	at Presbyterian College, 1-26-19	Lost, 99-91
90	at Gardner-Webb, 2-15-18	Won, 90-71
90	at Towson St., 2-23-95	Lost, 92-90
90	at UNC Asheville, 2-5-90	Won, 90-89
90	at Radford, 1-14-05	Won, 90-75



# WINTHROP TEAM/INDIVIDUAL RECORDS

## MISC. RECORDS

Most Games Played	39 (1980-81/31-8)
Most Wins	31 (1980-81)
Most Wins (D1 member)	29 (2006-07)
Fewest Wins	4 (1993-94)
Most Losses	23 (1993-94)
Fewest Losses	5 (2006-07)
Best Winning Percentage	.818 (29-5/2006-07)
Worst Winning Percentage	.148 (4-23/1993-94)
Most Home Wins	16 (2004-05)
Most Home Wins In Winthrop Coliseum	16 (2004-05)
Most Home Losses	11 (1991-92)
Most Home Losses In Winthrop Coliseum	11 (1991-92)
Most Road Wins	12 (1978-89/2006-07/2016-17)
Most Road Losses	13 (1993-94)
Longest Winning Streak	21 (2019-20 to 2020-21)
Longest Winning Streak (single-season)	19 (2006-07)
Longest Losing Streak	13 (1986-87)
Most Big South Wins	15 ('04-05/'16-17/'19-20)
Most Big South Losses	15 (1993-94)
Longest Winning Streak (Big South)	16 (2006-07/single-season)
Longest Winning Streak (Big South)	22 (2004-05 to 2005-06)
Longest Losing Streak (Big South)	10 (1993-94/single-season)
Longest Losing Streak (Big South)	14 (1993-94 to 1994-95)

## SINGLE-GAME RECORDS (Team)

Most Points Scored	134, vs. Pfeiffer (11-13-18)
Largest Margin of Victory	97 vs. Johnson & Wales (12-7-96)
Largest Margin of Victory (D1 opponent)	44 vs. VMI (84-41/1-23-08)
Largest Margin of Defeat	57 vs. Seton Hall (106-49/12-29-90)
Largest Margin of Defeat (D1 member)	57 vs. Seton Hall (106-49/12-29-90)
Fewest Points Allowed	22 vs. Lander (11-16-81)
Most Points First Half	73 vs. Pfeiffer (11-13-18)
Most Point Second Half	71 vs. Morris (11-29-85)
Fewest Points Scored	23 vs. Col. of Charleston (2-26-93)
Fewest Points First Half	6 vs. Col. of Charleston (2-26-93)
Fewest Points Second Half	11 vs. Washington St. (3-20-08)
Fewest Points Against In A Half	8 vs. Col. of Charleston (2-26-93)
Most Field Goals Made	57 vs. Morris (11-29-85)
Most Field Goals Attempted	101 vs. Piedmont (11-24-78)
Best Field Goal Accuracy	.706 vs. USC-Aiken (36-51/1-17-82)
Most 3pt Field Goals Made	24 vs. Hiwassee (12-16-18)
Most 3pt Field Goals Attempted	55 vs. Hiwassee (12-16-18)
Best 3pt Field Goal Accuracy	.714 vs. Barton (10-14/12-2-04) D1 Opponent
	.643 vs. High Point (9-14/12-5-09)
Most Free Throws Made	39 vs. St. Francis (11-27-89)
Most Free Throws Attempted	50 vs. Campbell (12-30-20)
	50 at High Point (2-28-24)
Best Free Throw Accuracy	1.000 vs. Liberty (21-21/3-5-14)
	1.000 vs. Lander (13-13/2-20-85)
Most Rebounds	70 vs. Presbyterian College (2-11-80)
Most Offensive Rebounds*	28 at Coastal Carolina (12-2-23)
	28 vs. Piedmont (11-4-24)
Most Assists	37 vs. Newberry (2-17-90)
Most Steals	21 vs. Wofford College (1-31-80) vs. Morris (11-29-85)
	16 vs. Voorhees (2-16-81)
Most Blocked Shots	37 vs. Georgia State (12-30-95)
Most Personal Fouls	

## SEASON RECORDS

Most Points	2,866 (1980-81)
Best Scoring Average	83.6 (1992-93/30 games)
Most Field Goals Made	1,161 (1978-79)
Most Field Attempts	2,415 (1978-79)
Best Field Goal Accuracy	.530 (1985-86)
Most 3pt Field Goals	372 (2018-19/30 games))
Best 3pt Field Goals Per Game Avg.	12.40 (2018-19/30 games)
Most 3pt Field Goals Attempted	997 (2018-19)
Best 3pt Field Goal Accuracy	.431 (1987-88)
Most Free Throws Made	646 (1980-81)
Most Free Throws Attempted	931 (1980-81)
Best Free Throw Accuracy	.749 (2015-16)
Most Rebounds	1,613 (1978-79)
Most Assists	818 (1978-79)
Most Steals	479 (1979-80)
Most Blocked Shots	174 (2016-17)
Most Personal Fouls	751 (1978-79)

\* Indicates On Record

## SINGLE-GAME RECORDS (Individual)

Most Points Scored	45-Melvin Branham vs. Charleston Sou. (1-10-94)
Most Field Goals Made	20-Fred McKinnon vs. Morris (11-25-85)
Most Field Goals Attempted	31-Fred McKinnon vs. Morris (11-25-85)
Best Field Goal Accuracy	1.000-Brian Pope (10-10) vs. Morris (1-6-84)
	Eddie Gay (10-10) vs. Coppin St. (11-23-91)
	Allen Washington (10-10) vs. Pfeiffer (2-5-86)
Most 3pt Field Goals Made	12-David McMahan vs. Coastal Carolina (1-15-96)
	Michael Jenkins vs. North Greenville (11-10-06)
Most 3pt Field Goals Attempted	21-LaShawn Coulter
Most Free Throws Made	18-Mark Hailey vs. Averett (11-26-91)
	James Shuler vs. High Point (2-23-06)
Most Free Throws Attempted	20-Mark Hailey vs. Averett (11-26-91)
Best Free Throw Accuracy	1.000-James Shuler (18-18) vs. High Point (2-23-06)
Most Rebounds	23-Allen Washington vs. Piedmont (11-30-85)
Most Assists	17-Rick Riese vs. Limestone (2-12-81)
Most Blocked Shots	7-Rick Riese vs. Limestone (2-12-81)
	Billy Houston vs. UNC Asheville (1-11-06)
Most Steals	13-Rick Riese vs. Limestone (2-12-81)

## SINGLE-SEASON RECORDS (Individual)

Most Points Scored	875-Charles Brunson (1980-81)
Best Scoring Average	22.4-Charles Brunson (1980-81)
Most Field Goals Made	354-Charles Brunson (1980-81)
Most Field Goals Attempted	584-Ronnie Creamer (1978-79)
Best Field Goal Accuracy ( <i>150 attempts</i> )	.657-Charles Brunson (113-172/1979-80)
Most 3pt Field Goals Made	102-Keon Johnson (2016-17)
Most 3pt Field Goal Attempts	255-Keon Johnson (2016-17)
Best 3pt Field Goal Accuracy ( <i>35 made</i> )	.460-Charles Falden (40-87/2018-19)
Most Free Throws Made	171-Keon Johnson (2016-17)
Most Free Throws Attempted	235-Charles Brunson (1980-81)
Best Free Throw Accuracy ( <i>80 made</i> )	.867-Mike Gaither (98-113/1981-82)
Most Rebounds	453-Charles Brunson (1980-81)
Most Assists	317-Rick Riese (1980-81)
Most Blocked Shots	72-Duby Okeke (2015-16)
Most Steals	208-Rick Riese (1979-80)
Most Minutes Played	1,374-Charles Brunson (1980-81)
Most Personal Fouls	139-Ronnie Creamer (1978-79)
Most Times Disqualified	14-Donnie Creamer (1978-79)
	Melvin Branham (1993-94)

## WINTHROP ALL-TIME D1 TRIPLE-DOUBLES (on record)

Chandler Vaudrin	Mar. 1, 2021 vs. (8) High Point (10 points, 12 rebounds, 10 assists)
Chandler Vaudrin	Dec. 30, 2020 vs. Campbell (10 points, 13 rebounds, 10 assists)
Chandler Vaudrin	Dec. 13, 2020 at USC Upstate (13 points, 11 rebounds, 14 assists)
Chandler Vaudrin	Jan. 2, 2020 vs. Longwood (10 points, 12 rebounds, 11 assists)
Xavier Cooks	Dec. 2, 2017 vs. Reinhardt (11 points, 15 rebounds, 11 assists)

## 20-WIN SEASONS

SEASON (NCAA D1)	SEASON ENDED WITH...	FINAL RECORD
29--2006-07	(NCAA Tourney - W, 74-64, (6) Notre Dame)	29-5
	(NCAA 2nd Rnd - L, 75-61, (3) Oregon)	26-7
27--2004-05	(NCAA Tourney - L, 74-64, (3) Gonzaga)	27-6
26--2016-17	(NCAA Tourney - L, 76-64, (3) Butler)	26-7
24--2019-20	(Big South Champions - NCAA Tourney canceled (COVID19)	24-10
23--2020-21	(NCAA Tourney - L, 73-63, (5) Villanova)	23-2
23--2021-22	(Big South Tournament Final - L, 79-58)	23-9
23--2015-16	(Big South Tournament Final - L, 77-68)	23-9
23--2005-06	(NCAA Tourney - L, 63-61, (2) Tennessee)	23-8
22--2007-08	(NCAA Tourney - L, 71-40, (4) Washington State)	22-12
21--1999-00	(NCAA Tourney - L, 74-50, (3) Oklahoma)	21-9
21--1998-99	(NCAA Tourney - L, 80-41, (1) Auburn)	21-8
20--2013-14	(Big South Tournament Final - L, 76-61)	20-13
20--2002-03	(Big South Tournament Semi-Finals - L, 81-80 OT, UNCA)	20-10
20--1985-86	(Big South Tournament Semi-Finals - L, 87-79)	20-9

# Last Meeting (12/3/14) | Cassell Coliseum

## Official Basketball Box Score -- Game Totals -- Final Statistics

Winthrop vs Virginia Tech

12/03/13 7:00 PM at Cassell Coliseum, Blacksburg, Va.

Winthrop 63 • 5-2

#	Player		Total	3-Ptr	Rebounds					PF	TP	A	TO	Blk	Stl	Min
			FG-FGA	FG-FGA	FT-FTA	Off	Def	Tot								
04	JEROME, Joab	f	4-11	2-4	3-4	1	1	2	2	13	1	2	0	1	33	
14	BOURNE, James	f	2-2	0-0	3-4	1	1	2	2	7	0	0	0	0	29	
23	BROWN, Larry	f	2-7	0-0	0-0	1	0	1	4	4	1	2	1	1	15	
05	JOHNSON, Keon	g	5-11	1-3	4-6	0	1	1	3	15	1	0	0	0	26	
11	SMITH, Andre	g	4-14	1-10	0-0	1	3	4	2	9	0	0	0	2	28	
01	VEGA, Brandon		1-3	0-0	0-0	0	1	1	3	2	5	1	0	1	14	
10	MOORE, Keon		2-5	2-3	0-0	0	2	2	1	6	1	3	0	0	12	
20	CARTER, Donovan		0-0	0-0	0-0	0	0	0	1	0	0	1	0	0	10	
25	DAVENPORT, Joshua		1-2	1-1	0-0	0	1	1	0	3	0	1	0	0	9	
35	SCOTT, Jarad		2-3	0-1	0-1	1	3	4	2	4	0	0	0	1	24	
Team						2	2	4								
Totals			23-58	7-22	10-15	7	15	22	20	63	9	10	1	6	200	

FG % 1st Half: 13-31 41.9% 2nd half: 10-27 37.0% Game: 23-58 39.7%  
 3FG % 1st Half: 4-12 33.3% 2nd half: 3-10 30.0% Game: 7-22 31.8%  
 FT % 1st Half: 3-4 75.0% 2nd half: 7-11 63.6% Game: 10-15 66.7%

Deadball  
Rebounds  
2,1

Virginia Tech 81 • 6-3

			Total	3-Ptr	Rebounds										
##	Player		FG-FGA	FG-FGA	FT-FTA	Off	Def	Tot	PF	TP	A	TO	Blk	Stl	Min
02	Joey van Zegeren	f	4-6	0-0	1-5	2	5	7	4	9	0	3	2	1	21
31	Jarell Eddie	f	13-18	6-8	2-2	1	6	7	2	34	2	2	0	1	37
42	C.J. Barksdale	f	4-7	1-3	4-5	0	6	6	1	13	1	2	2	0	30
11	Devin Wilson	g	3-3	0-0	5-6	0	3	3	2	11	8	5	1	0	37
25	Will Johnston	g	1-7	1-7	0-0	0	0	0	2	3	1	0	0	0	30
04	Cadarian Raines		3-4	0-0	2-2	2	2	4	4	8	1	0	2	0	15
22	Christian Beyer		0-0	0-0	0-0	0	1	1	0	0	1	3	0	1	8
32	Trevor Thompson		0-0	0-0	0-0	0	0	0	0	0	0	0	0	0	2
33	Marshall Wood		1-3	1-2	0-0	2	5	7	0	3	2	3	1	0	20
Team						0	2	2							
Totals			29-48	9-20	14-20	7	30	37	15	81	16	18	8	3	200

FG % 1st Half: 15-28 53.6% 2nd half: 14-20 70.0% Game: 29-48 60.4%  
 3FG % 1st Half: 7-14 50.0% 2nd half: 2-6 33.3% Game: 9-20 45.0%  
 FT % 1st Half: 5-10 50.0% 2nd half: 9-10 90.0% Game: 14-20 70.0%

Deadball  
Rebounds  
2,1

Officials: Raymond Styons, Jeffery Anderson, Jerry Heater

Technical fouls: Winthrop-None. Virginia Tech-None.

Attendance: 3888

Score by periods	1st	2nd	Total
Winthrop	33	30	63
Virginia Tech	42	39	81

	In	Off	2nd	Fast	
Points	Paint	T/O	Chance	Break	Bench
WINTHR	20	12	7	6	15
VT	24	11	10	6	11

Last FG - WINTHROP 2nd-01:52, VT 2nd-01:36.

Largest lead - WINTHROP by 3 1st-09:07, VT by 18 2nd-02:49.

WINTHROP led for 02:38. VT led for 36:41. Game was tied for 00:41.

Score tied - 1 time.

Lead changed - 2 times.

2024-25 COMBINED STATS

2024-25 Winthrop MBB Statistics  
Winthrop Combined Team Statistics (as of Nov 05, 2024)  
All games

RECORD:	OVERALL	HOME	AWAY	NEUTRAL
ALL GAMES	2-0	2-0	0-0	0-0
CONFERENCE	0-0	0-0	0-0	0-0
NON-CONFERENCE	2-0	2-0	0-0	0-0

#	Player	gp-gs	min	avg	Total		3-Point		F-Throw		Rebounds				pf	dq	a	to	blk	stl	pts	avg		
					fg-fga	fg%	3fg-fga	3fg%	ft-fa	ft%	off	def	tot	avg										
12	DOUCET, K.J.	2-2	45	22.5	10-16	.625	4-7	.571	6-9	.667	4	9	13	6.5	4	0	2	6	0	3	30	15.0		
11	HARRISON, Kasen	2-2	49	24.5	8-13	.615	0-3	.000	11-12	.917	0	5	5	2.5	4	0	8	2	0	4	27	13.5		
04	TALFORD, Kelton	2-2	50	25.0	12-21	.571	0-0	.000	3-5	.600	9	9	18	9.0	2	0	3	3	2	3	27	13.5		
55	BAKER, Bryce	2-1	39	19.5	8-19	.421	6-15	.400	2-2	1.000	3	7	10	5.0	2	0	1	2	0	0	24	12.0		
02	JOLLY, Ryan	2-1	35	17.5	6-12	.500	2-6	.333	8-8	1.000	2	1	3	1.5	1	0	1	6	0	3	22	11.0		
15	KAMARAD, Tommy	2-2	29	14.5	6-11	.545	4-8	.500	4-8	.500	2	10	12	6.0	1	0	0	3	1	0	20	10.0		
03	JONES III, Paul	2-0	39	19.5	6-19	.316	3-14	.214	0-2	.000	5	3	8	4.0	1	0	3	1	0	1	15	7.5		
21	HAMILTON, Tai	2-0	17	8.5	4-4	1.000	0-0	.000	4-6	.667	6	5	11	5.5	8	0	2	0	4	1	12	6.0		
51	DUNCOMB, Logan	1-0	8	8.0	1-2	.500	0-0	.000	4-5	.800	2	1	3	3.0	4	0	0	0	0	0	6	6.0		
05	DIALLO, Yoro	2-0	19	9.5	3-6	.500	0-1	.000	3-8	.375	5	3	8	4.0	1	0	3	3	0	3	9	4.5		
14	VAN BIBBER, Noah	2-0	11	5.5	2-3	.667	2-3	.667	0-0	.000	0	1	1	0.5	0	0	0	0	0	0	6	3.0		
10	JOHNSON, Nick	2-0	32	16.0	2-11	.182	1-6	.167	1-3	.333	3	4	7	3.5	5	0	4	3	1	3	6	3.0		
22	HARRISON, Henry	2-0	4	2.0	1-3	.333	0-2	.000	0-0	.000	0	0	0	0.0	0	0	0	0	0	0	2	1.0		
08	CHRISTY, Cam	2-0	4	2.0	0-1	.000	0-1	.000	1-2	.500	1	2	3	1.5	0	0	1	0	0	0	1	0.5		
01	WILSON, Isaiah	2-0	19	9.5	0-2	.000	0-1	.000	0-0	.000	0	2	2	1.0	4	0	6	2	0	3	0	0.0		
Team											7	4	11											
Total.....		2	400		69-143	.483	22-67	.328	47-70	.671	49	66	115	57.5	37	0	34	31	8	24	207	103.5		
Opponents.....		2	400		46-130	.354	16-49	.327	24-35	.686	20	37	57	28.5	53	1	22	37	11	20	132	66.0		

TEAM STATISTICS	WINTHROP	OPP	Date	Opponent	Score	Att.
SCORING	207	132	11/04/24	PIEDMONT	w 125-65	1246
Points per game	103.5	66.0	11/09/24	LITTLE ROCK	w 82-67	2078
Scoring margin	+37.5	-	* - Conference game			
FIELD GOALS-ATT	69-143	46-130				
Field goal pct	.483	.354				
3 POINT FG-ATT	22-67	16-49				
3-point FG pct	.328	.327				
3-pt FG made per game	11.0	8.0				
FREE THROWS-ATT	47-70	24-35				
Free throw pct	.671	.686				
F-Throws made per game	23.5	12.0				
REBOUNDS	115	57				
Rebounds per game	57.5	28.5				
Rebounding margin	+29.0	-				
ASSISTS	34	22				
Assists per game	17.0	11.0				
TURNOVERS	31	37				
Turnovers per game	15.5	18.5				
Turnover margin	+3.0	-				
Assist/turnover ratio	1.1	0.6				
STEALS	24	20				
Steals per game	12.0	10.0				
BLOCKS	8	11				
Blocks per game	4.0	5.5				
ATTENDANCE	3324	0				
Home games-Avg/Game	2-1662	0-0				
Neutral site-Avg/Game	-	0-0				

Score by Periods	1st	2nd	Totals
Winthrop	91	116	207
Opponents	61	71	132

# 2024-25 TEAM GAME-BY-GAME

## 2024-25 Winthrop MBB Statistics Winthrop Team Game-by-Game (as of Nov 05, 2024) All games

### TEAM STATISTICS

Opponent	Date	Score		Total		3-Pointers		Free throws		Rebounds				pf	a	t/o	blk	stl	pts	avg
				fg-fga	pct	3fg-fga	pct	ft-fta	pct	off	def	tot	avg							
PIEDMONT	11/04/24	125-65	W	46-88	.523	13-40	.325	20-28	.714	28	35	63	63.0	14	20	9	6	10	125	125.0
LITTLE ROCK	11/09/24	82-67	W	23-55	.418	9-27	.333	27-42	.643	21	31	52	57.5	23	14	22	2	14	82	103.5
Winthrop		207		69-143	.483	22-67	.328	47-70	.671	49	66	115	57.5	37	34	31	8	24	207	103.5
Opponents		132		46-130	.354	16-49	.327	24-35	.686	20	37	57	28.5	53	22	37	11	20	132	66.0

Games played: 2	Rebounds/game: 57.5
Points/game: 103.5	Assists/game: 17.0
FG Pct: 48.3	Turnovers/game: 15.5
3FG Pct: 32.8	Assist/turnover ratio: 1.1
FT Pct: 67.1	Steals/game: 12.0
	Blocks/game: 4.0





2024-25 Winthrop Men's Basketball  
Individual Game-by-Game  
All games

#1 WILSON, Isaiah

Opponent	Date	GS	MIN	Total		3-Pointers		Free throws		Rebounds							
				FG-FGA	PCT	3FG-3FGA	PCT	FT-FTA	PCT	OFF	DEF	TOT	AVG	PF	A	TO	BLK
Piedmont	11/04/2024		11:57	0-2	.000	0-1	.000	0-0	.000	0	2	2	2.0	2	6	0	0
Little Rock	11/09/2024		06:58	0-0	.000	0-0	.000	0-0	.000	0	0	0	1.0	2	0	2	0
Totals		0	18:55	0-2	.000	0-1	.000	0-0	.000	0	2	2	1.0	4	6	2	0

Player Averages

Games Played	Minutes/ game	Points/ game	FG Pct	3FG Pct	FT Pct	Rebounds/ game	Assists/ game	Turnovers/ game	Assist/Turnover ratio	Steals/ game	Blocks/ game
2	9.5	0.0	0.0	0.0	0.0	1.0	3.0	1.0	3.0	1.5	0.0



2024-25 Winthrop Men's Basketball  
Individual Game-by-Game  
All games

#2 JOLLY, Ryan

Opponent	Date	GS	MIN	Total		3-Pointers		Free throws		Rebounds										
				FG-FGA	PCT	3FG-3FGA	PCT	FT-FTA	PCT	OFF	DEF	TOT	AVG	PF	A	TO	BLK	STL	PTS	AVG
Piedmont	11/04/2024	*	19:03	5-8	.625	1-3	.333	4-4	1.000	1	1	2	2.0	0	0	2	0	2	15	15.0
Little Rock	11/09/2024		16:35	1-4	.250	1-3	.333	4-4	1.000	1	0	1	1.5	1	1	4	0	1	7	11.0
Totals		1	35:38	6-12	.500	2-6	.333	8-8	1.000	2	1	3	1.5	1	1	6	0	3	22	11.0

Player Averages

Games Played	Minutes/ game	Points/ game	FG Pct	3FG Pct	FT Pct	Rebounds/ game	Assists/ game	Turnovers/ game	Assist/Turnover ratio	Steals/ game	Blocks/ game
2	17.8	11.0	50.0	33.3	100.0	1.5	0.5	3.0	0.2	1.5	0.0



2024-25 Winthrop Men's Basketball  
Individual Game-by-Game  
All games

#3 JONES III, Paul

Opponent	Date	GS	MIN	Total		3-Pointers		Free throws		Rebounds										
				FG-FGA	PCT	3FG-3FGA	PCT	FT-FTA	PCT	OFF	DEF	TOT	AVG	PF	A	TO	BLK	STL	PTS	AVG
Piedmont	11/04/2024		17:55	4-12	.333	3-10	.300	0-2	.000	4	0	4	4.0	0	0	1	0	1	11	11.0
Little Rock	11/09/2024		20:41	2-7	.286	0-4	.000	0-0	.000	1	3	4	4.0	1	3	0	0	0	4	7.5
Totals		0	38:36	6-19	.316	3-14	.214	0-2	.000	5	3	8	4.0	1	3	1	0	1	15	7.5

Player Averages

Games Played	Minutes/ game	Points/ game	FG Pct	3FG Pct	FT Pct	Rebounds/ game	Assists/ game	Turnovers/ game	Assist/Turnover ratio	Steals/ game	Blocks/ game
2	19.3	7.5	31.6	21.4	0.0	4.0	1.5	0.5	3.0	0.5	0.0



2024-25 Winthrop Men's Basketball  
Individual Game-by-Game  
All games

Page 4/15  
as of Nov 10, 2024

#4 TALFORD, Kelton

Opponent	Date	GS	MIN	Total		3-Pointers		Free throws		Rebounds								PTS	AVG
				FG-FGA	PCT	3FG-3FGA	PCT	FT-FTA	PCT	OFF	DEF	TOT	AVG	PF	A	TO	BLK	STL	
Piedmont	11/04/2024	*	22:35	7-10	.700	0-0	.000	3-3	1.000	3	6	9	9.0	1	1	1	1	1	17
Little Rock	11/09/2024	*	27:26	5-11	.455	0-0	.000	0-2	.000	6	3	9	9.0	1	2	2	1	2	10
Totals		2	50:01	12-21	.571	0-0	.000	3-5	.600	9	9	18	9.0	2	3	3	2	3	27

Player Averages

Games Played	Minutes/ game	Points/ game	FG Pct	3FG Pct	FT Pct	Rebounds/ game	Assists/ game	Turnovers/ game	Assist/Turnover ratio	Steals/ game	Blocks/ game
2	25.0	13.5	57.1	0.0	60.0	9.0	1.5	1.5	1.0	1.5	1.0





2024-25 Winthrop Men's Basketball  
Individual Game-by-Game  
All games

#5 DIALLO, Yoro

Opponent	Date	GS	MIN	Total		3-Pointers		Free throws		Rebounds											
				FG-FGA	PCT	3FG-3FGA	PCT	FT-FTA	PCT	OFF	DEF	TOT	AVG	PF	A	TO	BLK	STL	PTS	AVG	
Piedmont	11/04/2024		14:33	3-5	.600	0-1	.000	2-2	1.000	4	2	6	6.0	1	3	1	0	1	8	8.0	
Little Rock	11/09/2024		04:29	0-1	.000	0-0	.000	1-6	.167	1	1	2	4.0	0	0	2	0	2	1	4.5	
Totals		0	19:02	3-6	.500	0-1	.000	3-8	.375	5	3	8	4.0	1	3	3	0	3	9	4.5	

Player Averages

Games Played	Minutes/ game	Points/ game	FG Pct	3FG Pct	FT Pct	Rebounds/ game	Assists/ game	Turnovers/ game	Assist/Turnover ratio	Steals/ game	Blocks/ game
2	9.5	4.5	50.0	0.0	37.5	4.0	1.5	1.5	1.0	1.5	0.0



2024-25 Winthrop Men's Basketball  
Individual Game-by-Game  
All games

#8 CHRISTY, Cam

Opponent	Date	GS	MIN	Total		3-Pointers		Free throws		Rebounds								PTS	AVG
				FG-FGA	PCT	3FG-3FGA	PCT	FT-FTA	PCT	OFF	DEF	TOT	AVG	PF	A	TO	BLK	STL	
Piedmont	11/04/2024		03:18	0-1	.000	0-1	.000	1-2	.500	1	2	3	3.0	0	1	0	0	0	1
Little Rock	11/09/2024		00:33	0-0	.000	0-0	.000	0-0	.000	0	0	0	1.5	0	0	0	0	0	0
Totals		0	03:51	0-1	.000	0-1	.000	1-2	.500	1	2	3	1.5	0	1	0	0	0	1

Player Averages

Games Played	Minutes/ game	Points/ game	FG Pct	3FG Pct	FT Pct	Rebounds/ game	Assists/ game	Turnovers/ game	Assist/Turnover ratio	Steals/ game	Blocks/ game
2	1.9	0.5	0.0	0.0	50.0	1.5	0.5	0.0	1.0	0.0	0.0



2024-25 Winthrop Men's Basketball  
Individual Game-by-Game  
All games

#10 JOHNSON, Nick

Opponent	Date	GS	MIN	Total		3-Pointers		Free throws		Rebounds											
				FG-FGA	PCT	3FG-3FGA	PCT	FT-FTA	PCT	OFF	DEF	TOT	AVG	PF	A	TO	BLK	STL	PTS	AVG	
Piedmont	11/04/2024		17:02	2-7	.286	1-3	.333	0-1	.000	2	1	3	3.0	1	2	0	0	1	5	5.0	
Little Rock	11/09/2024		15:09	0-4	.000	0-3	.000	1-2	.500	1	3	4	3.5	4	2	3	1	2	1	3.0	
Totals		0	32:10	2-11	.182	1-6	.167	1-3	.333	3	4	7	3.5	5	4	3	1	3	6	3.0	

Player Averages

Games Played	Minutes/ game	Points/ game	FG Pct	3FG Pct	FT Pct	Rebounds/ game	Assists/ game	Turnovers/ game	Assist/Turnover ratio	Steals/ game	Blocks/ game
2	16.1	3.0	18.2	16.7	33.3	3.5	2.0	1.5	1.3	1.5	0.5



2024-25 Winthrop Men's Basketball  
Individual Game-by-Game  
All games

Page 8/15  
as of Nov 10, 2024

#11 HARRISON, Kasen

Opponent	Date	GS	MIN	Total		3-Pointers		Free throws		Rebounds										
				FG-FGA	PCT	3FG-3FGA	PCT	FT-FTA	PCT	OFF	DEF	TOT	AVG	PF	A	TO	BLK	STL	PTS	AVG
Piedmont	11/04/2024	*	19:45	5-9	.556	0-2	.000	4-4	1.000	0	1	1	1.0	1	4	0	0	0	14	14.0
Little Rock	11/09/2024	*	28:59	3-4	.750	0-1	.000	7-8	.875	0	4	4	2.5	3	4	2	0	4	13	13.5
Totals		2	48:44	8-13	.615	0-3	.000	11-12	.917	0	5	5	2.5	4	8	2	0	4	27	13.5

Player Averages

Games Played	Minutes/ game	Points/ game	FG Pct	3FG Pct	FT Pct	Rebounds/ game	Assists/ game	Turnovers/ game	Assist/Turnover ratio	Steals/ game	Blocks/ game
2	24.4	13.5	61.5	0.0	91.7	2.5	4.0	1.0	4.0	2.0	0.0





2024-25 Winthrop Men's Basketball  
Individual Game-by-Game  
All games

#12 DOUCET, K.J.

Opponent	Date	GS	MIN	Total		3-Pointers		Free throws		Rebounds										
				FG-FGA	PCT	3FG-3FGA	PCT	FT-FTA	PCT	OFF	DEF	TOT	AVG	PF	A	TO	BLK	STL	PTS	AVG
Piedmont	11/04/2024	*	18:23	6-9	.667	1-2	.500	0-1	.000	3	3	6	6.0	2	1	2	0	1	13	13.0
Little Rock	11/09/2024	*	27:24	4-7	.571	3-5	.600	6-8	.750	1	6	7	6.5	2	1	4	0	2	17	15.0
Totals		2	45:47	10-16	.625	4-7	.571	6-9	.667	4	9	13	6.5	4	2	6	0	3	30	15.0

Player Averages

Games Played	Minutes/ game	Points/ game	FG Pct	3FG Pct	FT Pct	Rebounds/ game	Assists/ game	Turnovers/ game	Assist/Turnover ratio	Steals/ game	Blocks/ game
2	22.9	15.0	62.5	57.1	66.7	6.5	1.0	3.0	0.3	1.5	0.0



2024-25 Winthrop Men's Basketball  
Individual Game-by-Game  
All games

#14 VAN BIBBER, Noah

Opponent	Date	GS	MIN	Total		3-Pointers		Free throws		Rebounds								PTS	AVG
				FG-FGA	PCT	3FG-3FGA	PCT	FT-FTA	PCT	OFF	DEF	TOT	AVG	PF	A	TO	BLK	STL	
Piedmont	11/04/2024		09:54	2-3	.667	2-3	.667	0-0	.000	0	1	1	1.0	0	0	0	0	0	6
Little Rock	11/09/2024		00:33	0-0	.000	0-0	.000	0-0	.000	0	0	0	0.5	0	0	0	0	0	0
Totals		0	10:27	2-3	.667	2-3	.667	0-0	.000	0	1	1	0.5	0	0	0	0	0	6

Player Averages

Games Played	Minutes/ game	Points/ game	FG Pct	3FG Pct	FT Pct	Rebounds/ game	Assists/ game	Turnovers/ game	Assist/Turnover ratio	Steals/ game	Blocks/ game
2	5.2	3.0	66.7	66.7	0.0	0.5	0.0	0.0	0.0	0.0	0.0



2024-25 Winthrop Men's Basketball  
Individual Game-by-Game  
All games

#15 KAMARAD, Tommy

Opponent	Date	GS	MIN	Total		3-Pointers		Free throws		Rebounds				PF	A	TO	BLK	STL	PTS	AVG
				FG-FGA	PCT	3FG-3FGA	PCT	FT-FTA	PCT	OFF	DEF	TOT	AVG							
Piedmont	11/04/2024	*	16:05	2-5	.400	1-4	.250	2-3	.667	1	6	7	7.0	1	0	2	1	0	7	7.0
Little Rock	11/09/2024	*	12:58	4-6	.667	3-4	.750	2-5	.400	1	4	5	6.0	0	0	1	0	0	13	10.0
Totals		2	29:03	6-11	.545	4-8	.500	4-8	.500	2	10	12	6.0	1	0	3	1	0	20	10.0

Player Averages

Games Played	Minutes/ game	Points/ game	FG Pct	3FG Pct	FT Pct	Rebounds/ game	Assists/ game	Turnovers/ game	Assist/Turnover ratio	Steals/ game	Blocks/ game
2	14.5	10.0	54.5	50.0	50.0	6.0	0.0	1.5	0.0	0.0	0.5



2024-25 Winthrop Men's Basketball  
Individual Game-by-Game  
All games

#21 HAMILTON, Tai

Opponent	Date	GS	MIN	Total		3-Pointers		Free throws		Rebounds										
				FG-FGA	PCT	3FG-3FGA	PCT	FT-FTA	PCT	OFF	DEF	TOT	AVG	PF	A	TO	BLK	STL	PTS	AVG
Piedmont	11/04/2024		11:18	3-3	1.000	0-0	.000	4-6	.667	5	5	10	10.0	4	2	0	4	1	10	10.0
Little Rock	11/09/2024		05:47	1-1	1.000	0-0	.000	0-0	.000	1	0	1	5.5	4	0	0	0	0	2	6.0
Totals		0	17:04	4-4	1.000	0-0	.000	4-6	.667	6	5	11	5.5	8	2	0	4	1	12	6.0

Player Averages

Games Played	Minutes/ game	Points/ game	FG Pct	3FG Pct	FT Pct	Rebounds/ game	Assists/ game	Turnovers/ game	Assist/Turnover ratio	Steals/ game	Blocks/ game
2	8.5	6.0	100.0	0.0	66.7	5.5	1.0	0.0	2.0	0.5	2.0





2024-25 Winthrop Men's Basketball  
Individual Game-by-Game  
All games

#22 HARRISON, Henry

Opponent	Date	GS MIN		Total		3-Pointers		Free throws		Rebounds							
				FG-FGA	PCT	3FG-3FGA	PCT	FT-FTA	PCT	OFF	DEF	TOT	AVG	PF	A	TO	BLK
Piedmont	11/04/2024		03:18	1-3	.333	0-2	.000	0-0	.000	0	0	0	0.0	0	0	0	0
Little Rock	11/09/2024		00:33	0-0	.000	0-0	.000	0-0	.000	0	0	0	0.0	0	0	0	0
Totals		0	03:51	1-3	.333	0-2	.000	0-0	.000	0	0	0	0.0	0	0	0	0

Player Averages

Games Played	Minutes/ game	Points/ game	FG Pct	3FG Pct	FT Pct	Rebounds/ game	Assists/ game	Turnovers/ game	Assist/Turnover ratio	Steals/ game	Blocks/ game
2	1.9	1.0	33.3	0.0	0.0	0.0	0.0	0.0	0.0	0.0	0.0



2024-25 Winthrop Men's Basketball  
Individual Game-by-Game  
All games

#51 DUNCOMB, Logan

Opponent	Date	GS	MIN	Total		3-Pointers		Free throws		Rebounds											
				FG-FGA	PCT	3FG-3FGA	PCT	FT-FTA	PCT	OFF	DEF	TOT	AVG	PF	A	TO	BLK	STL	PTS	AVG	
Little Rock	11/09/2024		08:09	1-2	.500	0-0	.000	4-5	.800	2	1	3	3.0	4	0	0	0	0	6	6.0	
Totals		0	08:09	1-2	.500	0-0	.000	4-5	.800	2	1	3	3.0	4	0	0	0	0	6	6.0	

Player Averages

Games Played	Minutes/ game	Points/ game	FG Pct	3FG Pct	FT Pct	Rebounds/ game	Assists/ game	Turnovers/ game	Assist/Turnover ratio	Steals/ game	Blocks/ game
1	8.2	6.0	50.0	0.0	80.0	3.0	0.0	0.0	0.0	0.0	0.0



2024-25 Winthrop Men's Basketball  
Individual Game-by-Game  
All games

Page 15/15  
as of Nov 10, 2024

#55 BAKER, Bryce

Opponent	Date			Total		3-Pointers		Free throws		Rebounds								PTS	AVG
		GS	MIN	FG-FGA	PCT	3FG-3FGA	PCT	FT-FTA	PCT	OFF	DEF	TOT	AVG	PF	A	TO	BLK	STL	
Piedmont	11/04/2024		14:56	6-11	.545	4-8	.500	0-0	.000	1	3	4	4.0	1	0	0	0	0	16
Little Rock	11/09/2024	*	23:46	2-8	.250	2-7	.286	2-2	1.000	2	4	6	5.0	1	1	2	0	0	8
Totals		1	38:42	8-19	.421	6-15	.400	2-2	1.000	3	7	10	5.0	2	1	2	0	0	24

Player Averages

Games Played	Minutes/game	Points/game	FG Pct	3FG Pct	FT Pct	Rebounds/game	Assists/game	Turnovers/game	Assist/Turnover ratio	Steals/game	Blocks/game
2	19.4	12.0	42.1	40.0	100.0	5.0	0.5	1.0	0.5	0.0	0.0



Winthrop Men's Basketball  
Individual Career Summaries  
All games

Page 1/9  
as of Nov 09, 2024

BAKER, Bryce

				Field Goals		3-Point		F-Throws		Rebounds									Scoring	
SEASON	TEAM	GP-GS	MIN/AVG	FG-FGA	FG%	3FG-3FGA	3FG%	FT-FTA	FT%	OFF	DEF	TOT	AVG	PF-FO	A	TO	BLK	STL	PTS	AVG
2022-23	ODU	27-9	323/12.0	26-74	.351	21-63	.333	4-9	.444	13	26	39	1.4	20-0	5	6	3	10	77	2.9
2023-24	ODU	32-3	632/19.8	56-158	.354	42-124	.339	7-12	.583	23	50	73	2.3	28-0	20	11	2	12	161	5.0
2024-25	Win	2-1	39/19.4	8-19	.421	6-15	.400	2-2	1.000	3	7	10	5.0	2-0	1	2	0	0	24	12.0
TOTAL FOR Win		2-1	39/19.4	8-19	.421	6-15	.400	2-2	1.000	3	7	10	5.0	2-0	1	2	0	0	24	12.0
TOTAL		61-13	994/16.3	90-251	.359	69-202	.342	13-23	.565	39	83	122	2.0	50-0	26	19	5	22	262	4.3

Single Game Highs

Statistic	Value	
Points	16	vs Piedmont 11/04/24
Rebounds	7	at Coastal Carolina 01/28/23
Assists	3	at Arkansas 11/13/23
Steals	3	at Marshall 01/14/23
Blocks	1	5 times
FG Made	6	vs Piedmont 11/04/24
FG Attempts	11	vs Piedmont 11/04/24
3FG Made	4	5 times
3FG Attempts	9	at Coastal Carolina 01/28/23
FT Made	4	vs Va. Wesleyan 11/06/23
FT Attempts	5	at Coastal Carolina 01/28/23

CHRISTY, Cam

				Field Goals		3-Point		F-Throws		Rebounds									Scoring	
SEASON	TEAM	GP-GS	MIN/AVG	FG-FGA	FG%	3FG-3FGA	3FG%	FT-FTA	FT%	OFF	DEF	TOT	AVG	PF-FO	A	TO	BLK	STL	PTS	AVG
2024-25	Win	2-0	4/1.9	0-1	.000	0-1	.000	1-2	.500	1	2	3	1.5	0-0	1	0	0	0	1	0.5
TOTAL		2-0	4/1.9	0-1	.000	0-1	.000	1-2	.500	1	2	3	1.5	0-0	1	0	0	0	1	0.5

Single Game Highs

Statistic	Value	
Points	1	vs Piedmont 11/04/24
Rebounds	3	vs Piedmont 11/04/24
Assists	1	vs Piedmont 11/04/24
FG Attempts	1	vs Piedmont 11/04/24
3FG Attempts	1	vs Piedmont 11/04/24
FT Made	1	vs Piedmont 11/04/24
FT Attempts	2	vs Piedmont 11/04/24





Winthrop Men's Basketball  
Individual Career Summaries  
All games

Page 2/9  
as of Nov 09, 2024

DIALLO, Yoro

				Field Goals		3-Point		F-Throws		Rebounds										Scoring	
SEASON	TEAM	GP-GS	MIN/AVG	FG-FGA	FG%	3FG-3FGA	3FG%	FT-FTA	FT%	OFF	DEF	TOT	AVG	PF-FO	A	TO	BLK	STL	PTS	AVG	
2023-24	Win	29-0	251/8.7	20-40	.500	1-8	.125	6-13	.462	21	42	63	2.2	29-2	15	12	4	7	47	1.6	
2024-25	Win	2-0	19/9.5	3-6	.500	0-1	.000	3-8	.375	5	3	8	4.0	1-0	3	3	0	3	9	4.5	
TOTAL		31-0	271/8.7	23-46	.500	1-9	.111	9-21	.429	26	45	71	2.3	30-2	18	15	4	10	56	1.8	

Single Game Highs

Statistic	Value	
Points	14	vs Toccoa Falls 12/29/23
Rebounds	12	vs Toccoa Falls 12/29/23
Assists	3	vs Toccoa Falls 12/29/23, vs Piedmont 11/04/24
Steals	2	at Xavier 12/16/23, vs Little Rock 11/09/24
Blocks	1	4 times
FG Made	7	vs Toccoa Falls 12/29/23
FG Attempts	11	vs Toccoa Falls 12/29/23
3FG Made	1	at Florida St. 12/22/23
3FG Attempts	2	at Charleston So. 01/24/24
FT Made	2	vs Brevard 11/08/23, vs UNC Asheville 01/18/24, vs Piedmont 11/04/24
FT Attempts	6	vs Little Rock 11/09/24

DOUCET, K.j.

				Field Goals		3-Point		F-Throws		Rebounds									Scoring	
SEASON	TEAM	GP-GS	MIN/AVG	FG-FGA	FG%	3FG-3FGA	3FG%	FT-FTA	FT%	OFF	DEF	TOT	AVG	PF-FO	A	TO	BLK	STL	PTS	AVG
2021-22	FVSU	28-28	803/28.7	133-332	.401	40-121	.331	106-137	.774	23	125	148	5.3	94-5	43	60	11	32	412	14.7
2022-23	FVSU	29-29	845/29.1	149-358	.416	34-108	.315	152-201	.756	45	107	152	5.2	99-6	59	73	7	32	484	16.7
2023-24	Win	32-30	766/23.9	129-291	.443	51-144	.354	88-123	.715	39	99	138	4.3	97-8	44	64	9	19	397	12.4
2024-25	Win	2-2	46/22.9	10-16	.625	4-7	.571	6-9	.667	4	9	13	6.5	4-0	2	6	0	3	30	15.0
TOTAL FOR Win		34-32	812/23.9	139-307	.453	55-151	.364	94-132	.712	43	108	151	4.4	101-8	46	70	9	22	427	12.6
TOTAL		91-89	2460/27.0	421-997	.422	129-380	.339	352-470	.749	111	340	451	5.0	294-19	148	203	27	86	1323	14.5

Single Game Highs

Statistic	Value	
Points	31	vs Edward Waters 02/28/23
Rebounds	13	vs Kentucky St. 02/28/22
Assists	5	vs Bob Jones 11/28/23, at Allen 02/06/23, vs Morehouse 01/23/23
Steals	4	vs Miles 03/02/22, vs UNC Asheville 01/18/24
Blocks	3	vs Savannah St. 02/09/22
FG Made	11	at Charleston So. 01/24/24, at Radford 02/15/24
FG Attempts	28	vs Edward Waters 02/28/23
3FG Made	4	4 times
3FG Attempts	10	at Coastal Carolina 12/02/23, at South Carolina 12/19/23, vs UNC Asheville 01/18/24
FT Made	13	vs Edward Waters 02/28/23
FT Attempts	17	vs Edward Waters 02/28/23



Winthrop Men's Basketball  
Individual Career Summaries  
All games

Page 3/9  
as of Nov 09, 2024

DUNCOMB, Logan

				Field Goals		3-Point		F-Throws		Rebounds									Scoring	
SEASON	TEAM	GP-GS	MIN/AVG	FG-FGA	FG%	3FG-3FGA	3FG%	FT-FTA	FT%	OFF	DEF	TOT	AVG	PF-FO	A	TO	BLK	STL	PTS	AVG
2021-22	IND	9-0	19/2.1	2-4	.500	0-0	.000	2-2	1.000	3	3	6	0.7	3-0	1	3	1	1	6	0.7
2022-23	IND	9-0	51/5.7	12-16	.750	0-0	.000	2-7	.286	5	10	15	1.7	8-0	2	3	5	1	26	2.9
2024-25	Win	1-0	8/8.2	1-2	.500	0-0	.000	4-5	.800	2	1	3	3.0	4-0	0	0	0	0	6	6.0
TOTAL FOR Win		1-0	8/8.2	1-2	.500	0-0	.000	4-5	.800	2	1	3	3.0	4-0	0	0	0	0	6	6.0
TOTAL		19-0	78/4.1	15-22	.682	0-0	.000	8-14	.571	10	14	24	1.3	15-0	3	6	6	2	38	2.0

Single Game Highs

Statistic	Value	
Points	10	vs Elon 12/20/22
Rebounds	5	vs Elon 12/20/22
Assists	2	vs Elon 12/20/22
Steals	1	vs Wisconsin 01/14/23, vs Saint Mary's (CA) 03/17/22
Blocks	2	vs Jackson St. 11/25/22
FG Made	5	vs Elon 12/20/22
FG Attempts	6	vs Elon 12/20/22
FT Made	4	vs Little Rock 11/09/24
FT Attempts	5	vs Little Rock 11/09/24

HAMILTON, Tai

				Field Goals		3-Point		F-Throws		Rebounds									Scoring	
SEASON	TEAM	GP-GS	MIN/AVG	FG-FGA	FG%	3FG-3FGA	3FG%	FT-FTA	FT%	OFF	DEF	TOT	AVG	PF-FO	A	TO	BLK	STL	PTS	AVG
2023-24	W&M	26-0	316/12.2	16-28	.571	0-0	.000	6-23	.261	25	55	80	3.1	64-4	6	18	22	13	38	1.5
2024-25	Win	2-0	17/8.5	4-4	1.000	0-0	.000	4-6	.667	6	5	11	5.5	8-0	2	0	4	1	12	6.0
TOTAL FOR Win		2-0	17/8.5	4-4	1.000	0-0	.000	4-6	.667	6	5	11	5.5	8-0	2	0	4	1	12	6.0
TOTAL		28-0	333/11.9	20-32	.625	0-0	.000	10-29	.345	31	60	91	3.3	72-4	8	18	26	14	50	1.8

Single Game Highs

Statistic	Value	
Points	10	vs Piedmont 11/04/24
Rebounds	10	vs Piedmont 11/04/24
Assists	2	vs Delaware 02/01/24, vs Piedmont 11/04/24
Steals	3	vs Delaware 02/01/24
Blocks	4	vs Piedmont 11/04/24
FG Made	4	at Elon 02/29/24
FG Attempts	4	at Elon 02/29/24
FT Made	4	vs Piedmont 11/04/24
FT Attempts	6	vs Piedmont 11/04/24



Winthrop Men's Basketball  
Individual Career Summaries  
All games

Page 4/9  
as of Nov 09, 2024

**HARRISON, Henry**

				Field Goals		3-Point		F-Throws		Rebounds									Scoring	
SEASON	TEAM	GP-GS	MIN/AVG	FG-FGA	FG%	3FG-3FGA	3FG%	FT-FTA	FT%	OFF	DEF	TOT	AVG	PF-FO	A	TO	BLK	STL	PTS	AVG
2023-24	Win	7-0	16/2.3	3-3	1.000	3-3	1.000	0-0	.000	0	0	0	0.0	0-0	1	3	0	1	9	1.3
2024-25	Win	2-0	4/1.9	1-3	.333	0-2	.000	0-0	.000	0	0	0	0.0	0-0	0	0	0	0	2	1.0
TOTAL		9-0	20/2.2	4-6	.667	3-5	.600	0-0	.000	0	0	0	0.0	0-0	1	3	0	1	11	1.2

**Single Game Highs**

Statistic	Value	
Points	3	vs Brevard 11/08/23, vs Holy Cross 11/17/23, vs Toccoa Falls 12/29/23
Assists	1	vs Bob Jones 11/28/23
Steals	1	vs Charleston So. 02/07/24
FG Made	1	4 times
FG Attempts	3	vs Piedmont 11/04/24
3FG Made	1	vs Brevard 11/08/23, vs Holy Cross 11/17/23, vs Toccoa Falls 12/29/23
3FG Attempts	2	vs Piedmont 11/04/24

**HARRISON, Kasen**

				Field Goals		3-Point		F-Throws		Rebounds									Scoring	
SEASON	TEAM	GP-GS	MIN/AVG	FG-FGA	FG%	3FG-3FGA	3FG%	FT-FTA	FT%	OFF	DEF	TOT	AVG	PF-FO	A	TO	BLK	STL	PTS	AVG
2020-21	Lamar	25-20	805/32.2	115-241	.477	15-31	.484	83-103	.806	23	47	70	2.8	62-0	100	72	1	37	328	13.1
2021-22	Lamar	16-12	470/29.4	62-163	.380	13-53	.245	34-46	.739	19	29	48	3.0	23-0	51	41	0	17	171	10.7
2022-23	Win	29-26	931/32.1	111-231	.481	28-62	.452	83-110	.755	5	66	71	2.4	73-3	111	71	5	34	333	11.5
2023-24	Win	31-29	977/31.5	111-264	.420	28-92	.304	99-131	.756	19	75	94	3.0	65-0	118	62	4	38	349	11.3
2024-25	Win	2-2	49/24.4	8-13	.615	0-3	.000	11-12	.917	0	5	5	2.5	4-0	8	2	0	4	27	13.5
TOTAL FOR Win		62-57	1957/31.6	230-508	.453	56-157	.357	193-253	.763	24	146	170	2.7	142-3	237	135	9	76	709	11.4
TOTAL		103-89	3232/31.4	407-912	.446	84-241	.349	310-402	.771	66	222	288	2.8	227-3	388	248	10	130	1208	11.7

**Single Game Highs**

Statistic	Value	
Points	27	at High Point 02/28/24
Rebounds	9	vs Wiley 11/09/21
Assists	8	vs Southern Miss. 12/15/20, vs Wiley 11/09/21
Steals	4	5 times
Blocks	1	10 times
FG Made	10	at High Point 02/28/24
FG Attempts	17	at High Point 02/28/24
3FG Made	6	vs Campbell 02/22/23
3FG Attempts	7	vs Tarleton St. 01/26/22, vs Coastal Carolina 12/03/22, at Coastal Carolina 12/02/23
FT Made	11	at Furman 12/10/22
FT Attempts	14	at Longwood 01/07/23



Winthrop Men's Basketball  
Individual Career Summaries  
All games

Page 5/9  
as of Nov 09, 2024

HOWARD, Clay

				Field Goals		3-Point		F-Throws		Rebounds									Scoring	
SEASON	TEAM	GP-GS	MIN/AVG	FG-FGA	FG%	3FG-3FGA	3FG%	FT-FTA	FT%	OFF	DEF	TOT	AVG	PF-FO	A	TO	BLK	STL	PTS	AVG
2022-23	Win	3-0	11/3.6	1-3	.333	1-3	.333	0-0	.000	0	1	1	0.3	2-0	0	1	0	1	3	1.0
2023-24	Win	7-0	19/2.7	4-11	.364	2-5	.400	1-3	.333	0	2	2	0.3	1-0	0	0	0	3	11	1.6
TOTAL		10-0	30/3.0	5-14	.357	3-8	.375	1-3	.333	0	3	3	0.3	3-0	0	1	0	4	14	1.4

Single Game Highs

Statistic	Value	
Points	8	vs Toccoa Falls 12/29/23
Rebounds	1	vs Toccoa Falls 11/29/22, vs Holy Cross 11/17/23, vs Brevard 11/08/23
Steals	1	4 times
FG Made	3	vs Toccoa Falls 12/29/23
FG Attempts	5	vs Toccoa Falls 12/29/23
3FG Made	2	vs Toccoa Falls 12/29/23
3FG Attempts	4	vs Toccoa Falls 12/29/23
FT Made	1	vs IU Indy 11/18/23
FT Attempts	2	vs IU Indy 11/18/23

JOHNSON, Nick

				Field Goals		3-Point		F-Throws		Rebounds									Scoring	
SEASON	TEAM	GP-GS	MIN/AVG	FG-FGA	FG%	3FG-3FGA	3FG%	FT-FTA	FT%	OFF	DEF	TOT	AVG	PF-FO	A	TO	BLK	STL	PTS	AVG
2020-21	UNH	19-11	470/24.7	57-126	.452	7-21	.333	30-64	.469	18	65	83	4.4	43-1	24	27	7	16	151	7.9
2021-22	UNH	28-27	794/28.4	89-184	.484	16-56	.286	48-78	.615	32	89	121	4.3	70-2	36	35	16	22	242	8.6
2022-23	UNH	25-23	835/33.4	104-278	.374	34-91	.374	77-126	.611	43	81	124	5.0	62-0	26	45	9	34	319	12.8
2023-24	Win	32-28	889/27.8	99-236	.419	35-99	.354	99-159	.623	32	79	111	3.5	63-1	55	59	9	44	332	10.4
2024-25	Win	2-0	32/16.1	2-11	.182	1-6	.167	1-3	.333	3	4	7	3.5	5-0	4	3	1	3	6	3.0
TOTAL FOR Win		34-28	921/27.1	101-247	.409	36-105	.343	100-162	.617	35	83	118	3.5	68-1	59	62	10	47	338	9.9
TOTAL		106-89	3019/28.5	351-835	.420	93-273	.341	255-430	.593	128	318	446	4.2	243-4	145	169	42	119	1050	9.9

Single Game Highs

Statistic	Value	
Points	21	vs Bryant 01/14/23, at UMass Lowell 03/07/23
Rebounds	16	vs Vermont 01/08/23
Assists	5	at Little Rock 12/10/23
Steals	4	at UMass Lowell 03/07/23, vs Brevard 11/08/23, vs Longwood 03/08/24
Blocks	3	vs Hartford 02/02/22, at NJIT 02/23/22
FG Made	9	vs Bryant 01/14/23
FG Attempts	17	at UMass Lowell 03/07/23
3FG Made	4	vs Binghamton 02/08/23, vs Radford 01/13/24
3FG Attempts	8	vs UMBC 02/18/23, vs Radford 01/13/24
FT Made	9	at Boston College 12/06/22, vs St. Joseph's (ME) 12/12/22, vs USC Upstate 02/24/24
FT Attempts	13	at UMass Lowell 02/20/21



Winthrop Men's Basketball  
Individual Career Summaries  
All games

Page 6/9  
as of Nov 09, 2024

JOLLY, Ryan

				Field Goals		3-Point		F-Throws		Rebounds									Scoring	
SEASON	TEAM	GP-GS	MIN/AVG	FG-FGA	FG%	3FG-3FGA	3FG%	FT-FTA	FT%	OFF	DEF	TOT	AVG	PF-FO	A	TO	BLK	STL	PTS	AVG
2019-20	Lander	18-1	116/6.4	12-25	.480	4-10	.400	10-12	.833	1	11	12	0.7	8-0	6	12	0	4	38	2.1
2020-21	PIED	17-17	502/29.5	106-193	.549	27-59	.458	53-63	.841	17	61	78	4.6	35-0	52	54	9	25	292	17.2
2021-22	PIED	3-3	59/19.7	10-20	.500	1-5	.200	8-8	1.000	2	16	18	6.0	5-0	9	8	3	6	29	9.7
2022-23	PIED	27-27	865/32.0	161-358	.450	35-93	.376	85-104	.817	23	146	169	6.3	61-1	125	82	13	51	442	16.4
2023-24	PIED	27-26	895/33.2	188-362	.519	50-124	.403	144-162	.889	32	102	134	5.0	63-0	140	100	9	66	570	21.1
2024-25	Win	2-1	36/17.8	6-12	.500	2-6	.333	8-8	1.000	2	1	3	1.5	1-0	1	6	0	3	22	11.0
TOTAL FOR Win		2-1	36/17.8	6-12	.500	2-6	.333	8-8	1.000	2	1	3	1.5	1-0	1	6	0	3	22	11.0
TOTAL		94-75	2472/26.3	483-970	.498	119-297	.401	308-357	.863	77	337	414	4.4	173-1	333	262	34	155	1393	14.8

Single Game Highs

Statistic	Value	
Points	37	at Berea 02/21/23
Rebounds	12	at Berea 02/21/23
Assists	11	at Berea 01/20/24, vs Belhaven 01/20/23
Steals	7	at Maryville (TN) 01/21/24
Blocks	3	vs Sewanee 11/08/21
FG Made	12	vs Greensboro 12/05/20
FG Attempts	24	at Huntingdon 02/09/24
3FG Made	5	vs Alma 11/18/23
3FG Attempts	12	vs Brevard 12/03/23
FT Made	14	at Berea 02/21/23, vs Covenant 02/10/23
FT Attempts	16	at Berea 02/21/23

JONES III, Paul

				Field Goals		3-Point		F-Throws		Rebounds									Scoring	
SEASON	TEAM	GP-GS	MIN/AVG	FG-FGA	FG%	3FG-3FGA	3FG%	FT-FTA	FT%	OFF	DEF	TOT	AVG	PF-FO	A	TO	BLK	STL	PTS	AVG
2024-25	Win	2-0	39/19.3	6-19	.316	3-14	.214	0-2	.000	5	3	8	4.0	1-0	3	1	0	1	15	7.5
TOTAL		2-0	39/19.3	6-19	.316	3-14	.214	0-2	.000	5	3	8	4.0	1-0	3	1	0	1	15	7.5

Single Game Highs

Statistic	Value	
Points	11	vs Piedmont 11/04/24
Rebounds	4	vs Little Rock 11/09/24, vs Piedmont 11/04/24
Assists	3	vs Little Rock 11/09/24
Steals	1	vs Piedmont 11/04/24
FG Made	4	vs Piedmont 11/04/24
FG Attempts	12	vs Piedmont 11/04/24
3FG Made	3	vs Piedmont 11/04/24
3FG Attempts	10	vs Piedmont 11/04/24
FT Attempts	2	vs Piedmont 11/04/24





Winthrop Men's Basketball  
Individual Career Summaries  
All games

Page 7/9  
as of Nov 09, 2024

KAMARAD, Tommy

				Field Goals		3-Point		F-Throws		Rebounds										Scoring	
SEASON	TEAM	GP-GS	MIN/AVG	FG-FGA	FG%	3FG-3FGA	3FG%	FT-FTA	FT%	OFF	DEF	TOT	AVG	PF-FO	A	TO	BLK	STL	PTS	AVG	
2022-23	ATU	31-28	707/22.8	81-195	.415	29-81	.358	52-62	.839	35	86	121	3.9	74-1	27	36	24	26	243	7.8	
2023-24	ATU	32-30	873/27.3	143-281	.509	47-118	.398	58-71	.817	53	112	165	5.2	84-3	42	47	33	17	391	12.2	
2024-25	Win	2-2	29/14.5	6-11	.545	4-8	.500	4-8	.500	2	10	12	6.0	1-0	0	3	1	0	20	10.0	
TOTAL FOR Win		2-2	29/14.5	6-11	.545	4-8	.500	4-8	.500	2	10	12	6.0	1-0	0	3	1	0	20	10.0	
TOTAL		65-60	1609/24.7	230-487	.472	80-207	.386	114-141	.809	90	208	298	4.6	159-4	69	86	58	43	654	10.1	

Single Game Highs

Statistic	Value	
Points	22	5 times
Rebounds	11	vs Northwestern Okla. 03/09/24
Assists	4	vs Ouachita Baptist 12/02/23
Steals	3	at Southeastern Okla. 01/05/23, vs East Central 02/02/23
Blocks	3	4 times
FG Made	9	at Okla. Baptist 01/11/24
FG Attempts	15	at Southeastern Okla. 02/01/24
3FG Made	5	at Southwestern Okla. 01/26/23, vs Southwestern Okla. 01/20/24, at Southeastern Okla. 02/01/24
3FG Attempts	10	at Southeastern Okla. 02/01/24
FT Made	8	vs East Central 02/02/23, vs Northwestern Okla. 03/09/24
FT Attempts	8	vs East Central 02/02/23, vs Northwestern Okla. 03/09/24



Winthrop Men's Basketball  
Individual Career Summaries  
All games

Page 8/9  
as of Nov 09, 2024

**TALFORD, Kelton**

				Field Goals		3-Point		F-Throws		Rebounds										Scoring	
SEASON	TEAM	GP-GS	MIN/AVG	FG-FGA	FG%	3FG-3FGA	3FG%	FT-FTA	FT%	OFF	DEF	TOT	AVG	PF-FO	A	TO	BLK	STL		PTS	AVG
2020-21	Win	25-0	338/13.5	59-97	.608	0-0	.000	24-45	.533	49	45	94	3.8	48-0	6	22	4	10		142	5.7
2021-22	Win	31-5	522/16.8	101-150	.673	0-0	.000	62-101	.614	50	101	151	4.9	56-0	8	39	18	10		264	8.5
2022-23	Win	30-28	951/31.7	184-275	.669	0-1	.000	119-181	.657	89	157	246	8.2	74-3	20	64	18	11		487	16.2
2023-24	Win	31-28	844/27.2	153-245	.624	2-8	.250	130-188	.691	66	111	177	5.7	61-1	34	66	20	16		438	14.1
2024-25	Win	2-2	50/25.0	12-21	.571	0-0	.000	3-5	.600	9	9	18	9.0	2-0	3	3	2	3		27	13.5
TOTAL		119-63	2704/22.7	509-788	.646	2-9	.222	338-520	.650	263	423	686	5.8	241-4	71	194	62	50		1358	11.4

**Single Game Highs**

Statistic	Value	
Points	28	vs South Carolina St. 12/06/22
Rebounds	16	vs Gardner-Webb 01/21/23
Assists	4	at Presbyterian 01/10/24, at Radford 02/15/24
Steals	3	vs Elon 11/19/23
Blocks	3	at Longwood 01/07/23, at High Point 01/24/22, at Charleston So. 01/15/22
FG Made	11	at LSU 12/17/22
FG Attempts	15	at LSU 12/17/22
3FG Made	2	at Gardner-Webb 01/20/24
3FG Attempts	3	at Gardner-Webb 01/20/24
FT Made	12	at Longwood 02/10/24
FT Attempts	16	vs South Carolina St. 12/06/22, vs Radford 01/13/24, at Longwood 02/10/24

**VAN BIBBER, Noah**

				Field Goals		3-Point		F-Throws		Rebounds										Scoring	
SEASON	TEAM	GP-GS	MIN/AVG	FG-FGA	FG%	3FG-3FGA	3FG%	FT-FTA	FT%	OFF	DEF	TOT	AVG	PF-FO	A	TO	BLK	STL		PTS	AVG
2023-24	Win	18-0	159/8.8	21-66	.318	16-52	.308	12-14	.857	10	12	22	1.2	29-0	2	7	0	1		70	3.9
2024-25	Win	2-0	10/5.2	2-3	.667	2-3	.667	0-0	.000	0	1	1	0.5	0-0	0	0	0	0		6	3.0
TOTAL		20-0	169/8.5	23-69	.333	18-55	.327	12-14	.857	10	13	23	1.2	29-0	2	7	0	1		76	3.8

**Single Game Highs**

Statistic	Value	
Points	22	vs Holy Cross 11/17/23
Rebounds	5	vs Brevard 11/08/23
Assists	1	vs IU Indy 11/18/23, vs Toccoa Falls 12/29/23
Steals	1	vs Queens (NC) 12/05/23
FG Made	6	vs Holy Cross 11/17/23
FG Attempts	9	vs Holy Cross 11/17/23
3FG Made	6	vs Holy Cross 11/17/23
3FG Attempts	8	vs Holy Cross 11/17/23
FT Made	4	vs Holy Cross 11/17/23
FT Attempts	4	vs Brevard 11/08/23, vs Holy Cross 11/17/23



Winthrop Men's Basketball  
Individual Career Summaries  
All games

Page 9/9  
as of Nov 09, 2024

WILSON, Isaiah

				Field Goals		3-Point		F-Throws		Rebounds									Scoring	
SEASON	TEAM	GP-GS	MIN/AVG	FG-FGA	FG%	3FG-3FGA	3FG%	FT-FTA	FT%	OFF	DEF	TOT	AVG	PF-FO	A	TO	BLK	STL	PTS	AVG
2020-21	UR	20-2	156/7.8	10-25	.400	5-11	.455	10-19	.526	6	13	19	1.0	24-0	8	11	0	8	35	1.8
2021-22	UR	33-15	486/14.7	25-78	.321	9-37	.243	18-29	.621	7	30	37	1.1	63-2	22	29	1	19	77	2.3
2022-23	Win	7-6	158/22.6	9-24	.375	5-10	.500	16-24	.667	0	12	12	1.7	23-2	15	20	2	7	39	5.6
2024-25	Win	2-0	19/9.5	0-2	.000	0-1	.000	0-0	.000	0	2	2	1.0	4-0	6	2	0	3	0	0.0
TOTAL FOR Win		9-6	177/19.7	9-26	.346	5-11	.455	16-24	.667	0	14	14	1.6	27-2	21	22	2	10	39	4.3
TOTAL		62-23	819/13.2	44-129	.341	19-59	.322	44-72	.611	13	57	70	1.1	114-4	51	62	3	37	151	2.4

Single Game Highs

Statistic	Value	
Points	10	vs St. Mary's (MD) 02/14/21, vs Georgia St. 11/16/21
Rebounds	6	at Drake 11/20/21
Assists	6	vs Piedmont 11/04/24
Steals	3	4 times
Blocks	2	vs Eastern Mich. 11/23/22
FG Made	4	vs Georgia St. 11/16/21
FG Attempts	7	vs Maryland 11/25/21, at Saint Louis 01/02/22
3FG Made	2	5 times
3FG Attempts	3	5 times
FT Made	7	at Mercer 11/19/22
FT Attempts	8	at Mercer 11/19/22

# WINTHROP BASKETBALL

↳ TRADITION RICH PROGRAM ↵

~NCAA D1 Member since 1985~

- 13 Big South Conference Championships (most in conference history)
- 11 NCAA Tournament Appearances (most in conference history and all in the last 22 years)
- Most 20-win seasons in Big South history (14)
- Eight seasons with 23 or more wins and a Big South record 29 wins in 2006-07
- Most wins all-time by Big South member (658) and most league wins all-time (350)
- Only Big South member to earn an 11, 12, 13 and 14 seed in NCAA Tournament
- First Big South member to win an NCAA Tournament game (defeated 6th seeded Notre Dame 74-64 in 2007)
- Big South record 55 conference tournament wins
- Big South record 18 conference championship game appearances
- 23 winning seasons out of 36 NCAA D1 seasons
- Notable Non-Conference Wins (ACC-Clemson (2), Georgia Tech, Miami, Wake Forest/Big East- Providence, Marquette, Notre Dame/Big 10-Illinois/Big 12-Missouri/PAC 12-Washington/SEC-Georgia, Mississippi State, Auburn/Mid-Majors-ODU, Missouri State, Saint Mary's (Ca.)/Independent-Miami)
- Three AP All-America selections (Greg Lewis, Keon Johnson, Xavier Cooks)
- 50 All-League selections, 38 All-Tournament Team selections
- Eagles have two of the Top 5 winningest coaches in the history of the league as Gregg Marshall has 194 (2nd) and Pat Kelsey currently has 186 (4th)
- Both are also in the Top 4 for conference wins all-time as Kelsey has 110 (2nd) and Marshall is 4th with 104



# WINTHROP

B A S K E T B A L L